



CSU BAKERSFIELD

MEN'S BASKETBALL NOTEBOOK



Contact: Corey Costelloe (ccostelloe1@csub.edu) • 661.654.6071 (office) • 661.972.0932 (cell) • www.GoRunners.com

2014-15 SCHEDULE 1-4, 0-0 WAC

NOVEMBER

8	WHITTIER#	W, 82-62
14	VS HIGH POINT&	L, 100-99 (4OT)
15	AT HAWAII&	L, 72-65
17	VS ARKANSAS-PB&	L, 56-49
20	AT No. 16 SAN DIEGO STATE	L, 51-27
23	DELAWARE	W, 70-52
30	SOUTH DAKOTA	4 P.M.

DECEMBER

2	UC RIVERSIDE	7 P.M.
6	FRESNO STATE	7 P.M.
13	AT PORTLAND STATE	1:05 P.M.
18	AT UTAH STATE%	8:05 P.M. (MST)
19	VS SOUTH DAKOTA STATE%	5:30 P.M. (MST)
20	AT IDAHO STATE%	5:30 P.M. (MST)
28	AT CAL	7 P.M.
31	LA VERNE	2 P.M.

JANUARY

3	AT NORTH CAROLINA A&T	7 P.M. (EST)
10	AT GRAND CANYON*	7 P.M. (MST)
15	NEW MEXICO STATE*	7 P.M.
17	TEXAS-PAN AMERICAN*	7 P.M.
22	AT MISSOURI-KANSAS CITY*	7:05 P.M. (CST)
24	AT CHICAGO STATE*	2:05 P.M. (CST)
27	SAN DIEGO CHRISTIAN	7 P.M.
31	SEATTLE U*	7 P.M.

FEBRUARY

5	UTAH VALLEY*	7 P.M.
7	GRAND CANYON*	7:30 P.M.
12	AT TEXAS-PAN AMERICAN*	7 P.M. (CST)
14	AT NEW MEXICO STATE*	7 P.M. (MST)
19	CHICAGO STATE*	7 P.M.
21	MISSOURI-KANSAS CITY*	7 P.M.
24	BRISTOL (CALIF.)	7 P.M.
28	SEATTLE U*	7:30 P.M.

MARCH

7	AT UTAH VALLEY*	7:05 P.M. (MST)
12-14	WAC TOURNAMENT	LAS VEGAS, NEV.

Bold=home game

*= WAC Game

#=Exhibition

&=Outrigger Resorts Rainbow Classic

%=World Vision Classic

ALL GAMES AVAILABLE VIA THE ROADRUNNER RADIO NETWORK-KERN NEWSTALK 1180 IN BAKERSFIELD AND WWW.KERNRADIO.COM. EACH BROADCAST BEGINS WITH THE DIGNITY HEALTH SHOOT AROUND SHOW 30 MINUTES PRIOR TO TIP OFF.



Nov. 30, 4 p.m.
WAC Digital Network
South Dakota (0-5) vs.
CSU BAKERSFIELD ROADRUNNERS



'Runners At A Glance

No.	'Runner	Yr.	Pos.	Hgt.	Wgt.	Hometown	PPG	RPG
-----	---------	-----	------	------	------	----------	-----	-----

42 Aly Ahmed Jr. C 6-9 250 Alexandria, Egypt 15.4 5.8
Top 6 in the WAC in scoring, FG % (.542), FT % (.800), and blocks (7). Led CSU Bakersfield in scoring and rebounding against Delaware with 19 points and 9 boards. Also added two assists and tied a career high with four blocks. Scored six points, had two assists, and grabbed four rebounds against No. 16 San Diego State. Posted a double-double in season opener against High Point with 26 points and 10 boards while adding three blocks and four assists.

10 Kevin Mays Jr. F 6-4 200 Queens, N.Y. 8.8 9.6
Only player in the WAC with three 10-rebound performances. Second in the WAC in rebounding (9.6). Had six points and five rebounds against Delaware in only 16 minutes played. Led CSUB against No. 16 San Diego State with six points and 10 rebounds. Recorded double-doubles against High Point (13 and 17) and Arkansas-Pine Bluff (15 and 11) while adding four points and 11 rebounds against Hawaii'i.

3 Javonte Maynor R-Sr. G 6-0 180 Atlanta, Ga 7.2 1.4
Active WAC leader in career three pointers made (160). Fourth in the WAC in three-pointers made (2.00) this season. Scored three points in only nine minutes played against Delaware. Scored 17 points while shooting 5-9 from behind the arc against Arkansas-Pine Bluff. Led the 'Runners with 24 points in their exhibition game against Whittier College.

2 Tyrell Corbin Sr. G 6-0 185 Salt Lake City, Utah 7.0 2.6
Tallied six points against Delaware. Scored career-high 20 points in season opener against High Point while adding two boards, one assist, and one steal. Scored nine against Hawaii'i and recorded two assists and two rebounds. Against Whittier College, scored four points and had seven assist.

11 Jaylin Airington R.-So. G 6-4 190 East Chicago, Ind. 6.8 3.2
Scored 14 points against Delaware and added six rebounds and three assists. Scored four points, had three rebounds, and one steal against No. 16 San Diego State. Earned time against Hawaii'i and performed with 14 points and six rebounds. Also added four assists, two blocks, and one steal against the Rainbow Warriors. Second on the team in blocks (3).

4 Cortez Conners Jr. G 6-2 185 St. Louis, Mo. 4.8 2.0
Second on the team in 3-point (.333) and FT (1.000) percentage. Played 30 minutes against Delaware, scoring 14 points, grabbing 6 rebounds, and adding three assists, all of which were season highs. Scored seven points in season opener against High Point including going 4-for-4 from the charity stripe.

1 Brent Wrapp R.-Fr. G 6-3 175 Boulder, Colo. 3.4 4.0
Tied for team lead in assists (12) and fourth in rebounding (4.0). Scored two points against Delaware but posted season high six assists in the win while grabbing five boards. Led the team in scoring (6), had six rebounds, two assists, and one steal against No. 16 San Diego State.



2014-15 BAKERSFIELD MEN'S BASKETBALL QUICK FACTS

We Are...Bakersfield

With the inclusion into the Western Athletic Conference along with the geographical footprint of the WAC, CSU Bakersfield's athletic teams will now simply be referred to as 'Bakersfield.' This move allows for maximum exposure in several large media markets being represented by the WAC and for a proper identification with the city in which we compete.

Acceptable Alternatives.....CSUB
Refrain From.....Cal State Bakersfield
Never.....Bakersfield State, UC Bakersfield, Cal-Bakersfield
Mascot.....Roadrunners or 'Runners
Acceptable Abbreviations for print.....Bakersfield or CSUB
Never.....CSB or CS Bakersfield
Location:Bakersfield, CA
 (100 miles North of Los Angeles) in California's agriculture-rich San Joaquin Valley.

GENERAL INFORMATION

School.....California State University, Bakersfield
Location.....Bakersfield, Calif.
Founded.....1970
Enrollment.....8,500
Colors.....Blue and Gold
Affiliation.....NCAA Division I
Conference.....Western Athletic Conference
President.....Dr. Horace Mitchell
Athletic Director.....TBD
Athletic Department Phone.....(661) 654-2188
Ticket Office Phone.....(661) 654-BLUE (2583)
Facility.....Icardo Center
Capacity.....3,880

BAKERSFIELD AND KERN COUNTY INFORMATION

Bakersfield Population 375,000
(9th most populous in California, 57th in U.S.)
Kern County Population Served by CSUB..... 850,000
(3rd Largest in California)
Major Industries.....Agriculture (4th largest in California), Oil
Corporate Headquarters....Chevron, Target, Occidental Petroleum, Bolthouse Farms, Aera Energy, Frito-Lay, State Farm, Nestle

ATHLETIC COMMUNICATIONS

Assistant AD for Communications/Contact.....Corey Costelloe
Office Phone.....(661) 654-6071
Cell Phone.....(661) 972-0932
E-mail.....ccostelloe1@csub.edu
SID Address.....9001 Stockdale Hwy. GYM 08
Bakersfield, CA 93311-1022
SID FAX.....(661) 654-6978
Press Row Phone (Icardo Center).....(661) 654-2126
Press Row Phone (Rabobank Arena).....(661) 321-9773
Web site.....www.GoRunners.com
Facebook.....facebook.com/csubroadrunners
Twitter/Instagram.....@CSUBathletics

MEN'S BASKETBALL HISTORY

First Year.....1971-72
All-Time Record.....811-440 (42)
Div. I Postseason Appearances.....1 (CIT, 2012)
Div. II National Titles.....3 (1993, 1994, 1997)

COACHING STAFF

Head Coach.....Rod Barnes
Alma Mater.....Ole Miss, 1988
Record at School.....43-50 (3)
Career Record.....229-239 (13)
Telephone.....(661) 654-2188
E-mail.....rbarnes4@csub.edu
Assistant Coaches.....Jeff Conarroe, Mark Hsu
Director of Ops.....JD Pollock

2013-14 INFORMATION

2011-12 Overall Record.....13-19
Conference Record/Finish.....5-11/7th
Starters Returning/Lost.....2/3
Letterwinners Returning/Lost.....4/9
Redshirts Returning.....2
Newcomers.....7

ROADRUNNER SPORTS PROPERTIES



**ROADRUNNER
SPORTS PROPERTIES**

Roadrunner Sports Properties through Learfield Sports is the home of Roadrunner men's basketball with all games carried live on 50,000-watt flagship KERN Newstalk 1180 allowing fans from Fresno to Bakersfield and west to the Central Coast to listen to Roadrunner basketball. Select contests will also be available on K GEO 1230. Live audio is also available online at www.GoRunners.com.


Assistant Athletics Director for Communications Corey Costelloe is in his 12th season as voice of the Roadrunners.



2014-15 CSUB MBB RADIO/TV ROSTER



0 **MATT SMITH**
Jr. • F • 6-6 • 190
Jackson, Tenn.
Columbia State CC



1 **BRENT WRAPP**
R-Fr. • G • 6-3 • 175
Boulder, Colo.
Fairview HS



2 **TYRELL CORBIN**
Sr. • G • 6-0 • 185
Salt Lake City, Utah
Salt Lake City CC



3 **JAVONTE MAYNOR**
R-Sr. • G • 6-0 • 180
Atlanta, Ga
Georgia State



4 **CORTEZ CONNERS**
Jr. • G • 6-2 • 185
St. Louis, Mo.
St. Louis CC



5 **DASHAWN RICHMOND**
Jr. • G • 6-3 • 200
Staten Island, N.Y.
Broward College



10 **KEVIN MAYS**
Jr. • F • 6-4 • 220
Queens, N.Y.
Odessa College




11 **JAYLIN AIRINGTON**
R-So. • G • 6-4 • 190
East Chicago, Ind.
Ventura College



15 **KREGG JONES**
R-Sr. • F • 6-8 • 235
St. George, Barbados
Army-Navy Academy



23 **ABDUL AHMED**
R-Sr. • C • 6-10 • 240
London, England
Trinity Valley CC



25 **DEE WALLACE**
R-Sr. • G • 5-11 • 150
Oxford, Miss.
Nebraska-Omaha



31 **BRANDON MORRIS**
Jr. • F • 6-7 • 215
Lithonia, Ga.
Georgia



32 **BRAY BARNES**
Fr. • F • 6-5 • 180
Bakersfield, Calif.
Liberty HS



42 **ALY AHMED**
Jr. • C • 6-9 • 250
Alexandria, Egypt
Midland College



ROD BARNES
HEAD COACH
Fifth Season
Mississippi, 1989

STORY LINES:

- The 'Runners will continue a four-game homestand on Sunday when they host South Dakota.
- CSU Bakersfield picked up its first win of the season on Sunday against Delaware, 70-52.
- No. 16 San Diego State defeated CSU Bakersfield 51-27 Nov. 20.
- Aly Ahmed leads the team in scoring (15.4 ppg) while Kevin Mays is tops in rebounding (9.6 rpg).
- CSU Bakersfield will play all home games at the Icardo Center on campus this season.

South Dakota vs. CSU Bakersfield: Taking on their fifth new opponent this season, the Roadrunners will play host to South Dakota for the first time in program history on Sunday. The Coyotes enter the weekend having picked up their first win of the season over Wayne State by a score of 86-69. **Brandon Boss** led USD with 22 points while **Tyler Larson** added 18 points, six assists, and eight rebounds. South Dakota is now 1-5 on the season.

Momentum: After facing a tall task against No. 16 San Diego State, CSU Bakersfield finally gained some momentum with its first win of the season on Sunday. The 'Runners faced off against Delaware in CSU Bakersfield's home opener and defeated the Blue Hens by a score of 70-52. CSUB's offense was once again led by the post moves of junior center **Aly Ahmed**, who paced the 'Runners scoring. The Egyptian tower finessed his way to the paint to score 19 points and added nine rebounds in the process. Proving his well-roundedness, Ahmed dished out two assists while tying his career high with four blocks.

CSU Bakersfield also received a strong offensive effort from transfer **Cortez Connors**. The junior guard from St. Louis played 30 minutes against Delaware, scoring 14 points, grabbing 6 rebounds, and adding three assists, all of which were season highs. Redshirt freshman **Brent Wrapp** took the majority of time at point guard over teammate **Tyrell Corbin**. Wrapp played a season high 28 minutes will recording another season high with 5 assists. The point guard also continued to pull down rebounds, adding another five to his season total of 20.

Poor Shooting Against SDSU: CSU Bakersfield met its toughest test of the young season as the Roadrunners traveled to play No. 16 San Diego State Thursday night. The 'Runners eventually fell by a score of 51-27 after struggling to shoot well. Bakersfield went 12-for-56 (21.4%) from the field against the Aztecs including 1-for-20 from behind the arc (5%). San Diego State struggled as well, scoring on only 24.6% of its shots, but the Aztecs held off the 'Runners and surged in the second half. A late three-pointer from guard **Cortez Connors** prevented CSUB from scoring the fewest points in its history which is 26, scored at Cal Poly Pomona in 1978.

Aly, All-Tournament: After leading the 'Runners in two of their games and posting big numbers in Hawai'i, junior **Aly Ahmed** was named to the Rainbow Classic All-Tournament Team. The Egyptian center scored 52 points over three games in Honolulu on 20-34 shooting (.588). He also added 16 rebounds, eight assists, three blocks, and one steal while going 12-for-14 (.857) from the charity stripe. The 26 points were a career-high for Ahmed.

How Many Overtimes?: The Roadrunners traveled to Honolulu, Hawai'i to open the season at the Outrigger Rainbow Classic. Bakersfield endured a great battle against High Point in the season opener, marking the first time CSUB had been in a four-overtime game since Feb. 11, 1989 at Cal State LA. A late turnover proved to be the back-breaker as the 'Runners fell 100-99. Junior center **Aly Ahmed** led the 'Runners with 26 points and 10 boards while adding five assists, three blocks, and a steal. Junior forward **Kevin Mays** recorded a double-double with 13 points and 17 rebounds.

Preseason Honors for Ahmed: Junior center **Aly Ahmed** was named to the WAC All-Defense team after averaging 6.4 rpg and blocking 11 shots during the 2013-14 season. Ahmed was a late addition to the 'Runners, coming in after the first eight games of the season while the NCAA ruled on his eligibility. Ahmed was also a force offensively for Bakersfield, averaging 9 ppg last year and shooting 49% from the field. As a result of his strong performance a year ago, the media named Ahmed Second Team All-WAC in preseason voting.

About The 'Runners: The Roadrunners enter the 2014-15 without their offensive leader, guard **Issiah Grayson**. The CSUB alumnus averaged 17.0 ppg, 3.9 apg, 2.8 rpg, and 1.5 spg a year ago and will be sorely missed. Head Coach **Rod Barnes** will need to discover a new catalyst for his offense heading into the year.

Redshirt senior **Javonte Maynor** returns for his third season as a Roadrunner and his fourth under head coach Rod Barnes after previously playing for him at Georgia State. Maynor is the top-returning three-point threat for the Roadrunners after converting on 38% of three pointers last season. Maynor averaged 8.8 points-per-game last season in a balanced Roadrunners offense. He started 24 of 32 games while playing the second-most minutes on the team last season.

Maynor is joined by center **Aly Ahmed** who was granted an NCAA waiver to compete last season five games into the schedule. Once the late-start rust was shaken off, Ahmed proved to be a force for the 'Runners inside, averaging 8.9 points-per-game and shooting 47% from the field. Ahmed also pulled down a team-best 6.6 rebounds-per-game and was named to the Western Athletic

Conference's All-Defensive Team.

Joining the two most productive players returning from last season are a pair of experienced upperclassmen in senior guard **Tyrell Corbin** and redshirt senior forward **Abdul Ahmed**. Corbin appeared in all 32 games last season with 10 starts and is expected to contribute heavily at the point guard spot this season. Corbin averaged just under five points-per-game last season and recorded 64 assists for the Roadrunners including a season-high six at USC in December.

In the frontcourt for the Roadrunners, Abdul Ahmed will look to improve from his first season with Bakersfield where he was the team's leading scorer in three of the first four games before hitting a cold streak in WAC play. Ahmed's size and athleticism on the wing should give the Roadrunners a big boost this season.

Kevin Mays has been a force for the 'Runners to start out the season. The junior forward from Queens, N.Y. is second in the WAC in rebounding (11.0) and has already recorded two double-doubles in the first three games of the season. Redshirt sophomore **Jaylin Airington** stated a case for more playing time in Hawai'i as the guard scored 14 points, grabbed six boards, and recorded four assists, two blocks, and one steal in 34 minutes played against the host team.

2014 Western Athletic Conference Tournament: The Roadrunners concluded the 2013-14 season with the Western Athletic Conference Tournament in Las Vegas. It was the first conference tournament for the 'Runners since the 1995 season when they were an NCAA Division II member of the CCAA.

Bakersfield lost the regular season series to Chicago State a year ago, but got redemption in the conference tourney with a 68-62 win in the opening round. The 'Runners rode the momentum of senior **Issiah Grayson's** big night as the senior scored 29 points.

In the semifinal, Bakersfield fell to eventual WAC Tournament Champion and NCAA Tournament participant New Mexico State 69-63. The 'Runners held a nine-point lead late in the first half, but let their grasp slip in the second half. Grayson went off, as he did all season long with 33 points, but he could not guide the Roadrunners into the final.

Roadrunners Flying: 12 (Arizona, California, Hawai'i, Illinois, Missouri, Nevada, New Mexico, North Carolina, Oregon, Texas, Utah, Washington). CSUB will travel to less states in 2014-15 than the year prior (17). In the past, the 'Runners have played and recorded wins in every time zone in the continental United States while playing as an NCAA Independent.

The program has also experienced extensive travel and faced a variety of opponents during their time as an Independent. Here's the breakdown:

Different Teams Played: 60 (New opponents this season are Arkansas-Pine Bluff, Bristol (Calif.), Delaware, Hawai'i, San Diego Christian, South Dakota, High Point)

Conferences Played Against: 17 (WAC, WCC, Pac-12, Big 12, Big East, Atlantic Sun, SWAC, MEAC, Mountain West, Independents, Great West, AIA, SCIAC, GSAC, Big Sky, Big West, Conference USA, Colonial Athletic) The 'Runners have recorded wins against 12 of those conferences listed above. The most recent addition came in the win against Delaware (Colonial Athletic Association) and the team could add one more this year if they defeat South Dakota (Summit League).

Wins Under Barnes: With their 10th win of the season on Feb. 13, 2014, Rod Barnes led Bakersfield to a double-digit win total for the third-straight season at the Division I level. Prior to his arrival, the 'Runners had only won nine games in a single season since making the Division I transition. That occurred in the 2010-11 season when CSUB was 9-19. Coupled with his 13 wins last season, Barnes has led CSUB to 44 wins as head coach.

44 YEARS OF CSUB BASKETBALL: 2014-15 marks the 44th year of Bakersfield Roadrunners basketball since the program's inception in 1971-72. As of the game against Delaware, the Roadrunners have posted an all-time record of 812-444.

Roadrunner Rundown Featuring Rod Barnes: Thanks to a renewed partnership with *The Bakersfield Californian*, CSUB Athletics will continue the weekly multimedia television program that airs live Tuesday from 10-11 A.M. on Bakersfield.com, with on-demand episodes available on GoRunners.com. Head men's basketball coach Rod Barnes is a regular guest on the program while other media personalities and coaches from around the Western Athletic Conference are also featured on the show. The program is hosted by the voice of Roadrunners Basketball Corey Costelloe, Director of New Media and Broadcasting at CSUB.

Roadrunner Sports Properties from Learfield Sports: With the recent acquisition of Nelligan Sports Marketing and all NSM properties including CSUB Athletics, the Roadrunners have joined over 100 other broadcast properties represented by Learfield Sports. CSUB basketball will continue to air on the Roadrunner Radio Network from Learfield Sports with broadcasts on KERN 1180, KGEO 1230 and GoRunners.com.

2014-15 MEN'S BASKETBALL ROSTER

Numerical

No.	Name	Pos.	Ht.	Wgt.	Yr.	Hometown/Previous School
0	Matt Smith	F	6-6	190	Jr.	Jackson, Tenn./Columbia State CC
1	Brent Wrapp	G	6-3	175	R-Fr.	Boulder, Colo./Fairview HS
2	Tyrell Corbin	G	6-0	185	Sr.	Salt Lake City, Utah/Salt Lake CC
3	Javonte Maynor	G	6-0	180	R-Sr.	Atlanta, Ga./Georgia State
4	Cortez Conners	G	6-2	185	Jr.	St. Louis, Mo./St. Louis CC
5	Dashawn Richmond	G	6-3	200	Jr.	Staten Island, N.Y./Broward College
10	Kevin Mays	F	6-4	220	Jr.	Queens, N.Y./Odessa College
11	Jaylin Airington	G	6-4	190	R-So.	East Chicago, Ind./Ventura College
15	Kregg Jones	F	6-8	235	R-Sr.	St. George, Barbados/Army-Navy Academy
23	Abdul Ahmed	C	6-10	240	R-Sr.	London, England/Trinity Valley CC
25	Dee Wallace	G	5-11	150	R-Sr.	Oxford, Miss./Nebraska-Omaha
31	Brandon Morris	F	6-7	215	Jr.	Lithonia, Ga./Georgia
32	Bray Barnes	F	6-5	180	Fr.	Bakersfield, Calif./Liberty HS
42	Aly Ahmed	C	6-9	250	Jr.	Alexandria, Egypt/ Midland College

Alphabetical

No.	Name	Pos.	Ht.	Wgt.	Yr.	Hometown/Previous School
23	Abdul Ahmed	C	6-10	240	R-Sr.	London, England/Trinity Valley CC
42	Aly Ahmed	C	6-9	250	Jr.	Alexandria, Egypt/ Midland College
11	Jaylin Airington	G	6-4	190	R-So.	East Chicago, Ind./Ventura College
32	Bray Barnes	F	6-5	180	Fr.	Bakersfield, Calif./Liberty HS
4	Cortez Conners	G	6-2	185	Jr.	St. Louis, Mo./St. Louis CC
2	Tyrell Corbin	G	6-0	185	Sr.	Salt Lake City, Utah/Salt Lake CC
15	Kregg Jones	F	6-8	235	R-Sr.	St. George, Barbados/Army-Navy Academy
3	Javonte Maynor	G	6-0	180	R-Sr.	Atlanta, Ga./Georgia State
10	Kevin Mays	F	6-4	220	Jr.	Queens, N.Y./Odessa College
31	Brandon Morris	F	6-7	215	Jr.	Lithonia, Ga./Georgia
5	Dashawn Richmond	G	6-3	200	Jr.	Staten Island, N.Y./Broward College
0	Matt Smith	F	6-6	190	Jr.	Jackson, Tenn./Columbia State CC
25	Dee Wallace	G	5-11	150	R-Sr.	Oxford, Miss./Nebraska-Omaha
1	Brent Wrapp	G	6-3	175	R-Fr.	Boulder, Colo./Fairview HS

Head Coach: Rod Barnes (Fifth Season)
Assistant Coaches: Jeff Conarroe, Marc Hsu, James Alford
Director of Operations: JD Pollock

By Class

Senior	6
Junior	6
Sophomore	1
Freshman	2

By State/Country

Georgia	2
Mississippi	2
New York	2
Barbados	1
Colorado	1
Egypt	1
England	1
Indiana	1
Louisiana	1
Missouri	1
Tennessee	1
Utah	1

Pronunciation Guide

AHB-dool	AH-med
AH-lee	AH-med
Jah-VON-tay	Maynor
Marc	Shoo

HEAD COACH ROD BARNES



Rod Barnes became the eighth head men's basketball coach at CSUB on Mar. 30, 2011 and begins his fourth season at the helm of the Roadrunners in 2014-15.

Barnes' first season saw the Roadrunners make the program's first postseason appearance as a Division I member, earning a spot in the CollegeInsider.com Tournament after posting a 16-15 record. The

16 victories are the most by CSUB team since the program transitioned to Division I. Barnes won his 200th game as a Division I head coach Feb. 22, 2012 when the Roadrunners defeated New Jersey Tech on the road in double overtime. Barnes was named 'Independent Coach of the Year' by CollegeSportsMadness.com in 2012.

Barnes came to Bakersfield off a stint at Georgia State (2007-11) where in four seasons he added 44 wins to his coaching resume and helped rebuild a basketball program amidst academic, administrative and conference turmoil. During his four-season tenure with the Panthers, Barnes took the program from the bottom of the NCAA's Academic Progress Rate score, to highly-respectable ground, graduating 11 players at last count and raising the team GPA to nearly 3.0 in the Spring semester of 2010.

Prior to Georgia State, Barnes led his alma mater Ole Miss to the Sweet 16 in the 2001 NCAA Tournament. The same year he was also named SEC Coach of the Year and Naismith national coach of the year. Posted a winning percentage of .564 in eight seasons in the SEC while producing three 20-win seasons.

Barnes had a stellar career as a player at Ole Miss, averaging 19.0 points, 4.0 rebounds, and 4.0 assists as a senior. He became the first player in the history of the program to collect 500 points, 100 rebounds and 100 assists in a single season. Barnes is the only person in the storied history of the Southeastern Conference to be named both All-SEC as a player and SEC Coach of the Year. He was inducted as a member of the Ole Miss Hall of Fame in the Fall of 2012.

He led the Roadrunners to a 13-19 record last season which included the program's first appearance in the Western Athletic Conference Tournament where they were tournament semifinalists. He also led the program to their first perfect APR score of 1.000 following his first three seasons on the job, graduating every senior that has come through the program.

He is a 1988 graduate of Mississippi with a degree in business management. Barnes is married to his wife Bridgett and has three sons, Brandon, Bray and stepson Corey. Bray will become the second son to play for his father in consecutive seasons following in the footsteps of his older brother Brandon who graduated last year.



Rod Barnes At A Glance:

2001 Naismith Coach of the Year

2001 SEC Coach of the Year

Only Person in SEC history to be named both All-SEC as a player and SEC Coach of the year

Head coaching record of 141-109 (.564) in eight seasons in the SEC

Earned four postseason berths as a coach, including NCAA Sweet 16 in 2001

Produced three 20-win seasons for Ole Miss, including a school-record 27 wins in 2001

Only coach in Ole Miss history to win 100 games in a five-year span

First player in Ole Miss history to collect 500 points, 100 rebounds and 100 assists in a single season

Career 4.4 assists-per-game, third best in Ole Miss history

2012 CollegeSportsMadness.com Independent Coach of the Year



#0 MATT SMITH

F • 6-6 • 190 • Jr. • Jackson, Tenn. • Columbia State CC


2014-15 (JUNIOR): Has not yet competed for the 'Runners.

2013-14 (SOPHOMORE): Competed for the Columbia State Community College Chargers...coached by Brian Collins...named team's best defensive player...named NJCAA All-Conference and All-Region...led the nation in field goal percentage...graduated with an associate's degree in science.

2012-13 (FRESHMAN): Competed for the Mississippi Valley State Delta Devils...coached by Chico Potts...averaged 10.2 points, 6.4 rebounds, and 1.4 blocks per game in 28 games played...named SWAC Freshman of the Week six times.

HIGH SCHOOL: A 2012 graduate of Liberty Tech High School...coached by Terrell Green...led the Crusaders to win a Class AA State Championship as a junior...scored 14 points in the title game against East Literature...named the District 14 AA MVP...also played wide receiver for the football team and was named to the All-West Tennessee team...awarded the Hope Scholarship for academics.

PERSONAL: Born Dec. 13, 1993...son of Matt Smith Sr. and Diana Chatman...a PEAK major...hopes to become a college coach after his time at CSUB...brother Joshua played collegiate basketball for four years...enjoys poetry and watching Netflix.



#1 BRENT WRAPP

G • 6-3 • 175 • R-Fr. • Boulder, Colo. • Fairview HS

2014-15 (R-FRESHMAN): Tied for team lead in assists (12) and fourth in rebounding (4.0)...scored two points against Delaware but posted season high six assists in the win while grabbing five boards...led the team in scoring (6), had six rebounds, two assists, and one steal against No. 16 San Diego State...scored four points and grabbed three boards in each of the first two games.

2013-14 (REDSHIRT): Sat out the season as a redshirt.

HIGH SCHOOL: A 2013 graduate of Fairview High School...coach was Ken Niven...named BoCoPreps.com Player of the Year as a senior after averaging 16.4 points, 8.9 rebounds and 6.7 assists per game...led the state of Colorado (5A level) in assists as a senior.

PERSONAL: Born June 20, 1995...son of Mark and Lorene Wrapp...undecided upon a major.

#01 Wrapp, Brent

Opponent	Date	gs	min	Total		3-Pointers		Free throws		Rebounds				pf	a	t/o	blk	stl	pts	avg
				fg-fga	pct	3fg-fga	pct	ft-fta	pct	off	def	tot	avg							
vs High Point	11/14/14		16	2-2	1.000	0-0	.000	0-0	.000	0	3	3	3.0	2	1	2	0	0	4	4.0
at Hawai'i	11/15/14		24	2-3	.667	0-0	.000	0-0	.000	1	2	3	3.0	4	2	3	0	1	4	4.0
vs Arkansas-Pine Bluff	11/17/14		12	0-1	.000	0-1	.000	1-2	.500	0	3	3	3.0	1	1	1	0	0	1	3.0
at San Diego State	11/20/14		25	3-4	.750	0-0	.000	0-1	.000	0	6	6	3.8	4	2	4	0	1	6	3.8
DELAWARE	11/23/14 *		28	1-5	.200	0-1	.000	0-0	.000	1	4	5	4.0	1	6	1	0	0	2	3.4
Totals		1	105	8-15	.533	0-2	.000	1-3	.333	2	18	20	4.0	12	12	11	0	2	17	3.4


Games played: 5
 Minutes/game: 21.0
 Points/game: 3.4
 FG Pct: 53.3
 3FG Pct: 0.0
 FT Pct: 33.3

Rebounds/game: 4.0
 Assists/game: 2.4
 Turnovers/game: 2.2
 Assist/turnover ratio: 1.1
 Steals/game: 0.4

CAREER HIGHS

Points 6, at San Diego State, 11/20/14
FG 3, at San Diego State, 11/20/14
FGA 5, vs. Delaware, 11/23/14
3-PT FG
3-PT FGA 1, 2x (most recently, vs. Delaware, 11/23/14)
FT 1, 2x (most recently, vs. Delaware, 11/23/14)

FTA 2, 2x (most recently, vs. Delaware, 11/23/14)
Rebounds 6, at San Diego State, 11/20/14
Assists 5, vs. Delaware, 11/23/14
Blocks
Steals 1, 2x (most recently, at SDSU, 11/20/14)
Minutes Played 28, vs. Delaware, 11/23/14



#2 TYRELL CORBIN

G • 6-0 • 180 • Sr. • Columbia, S.C. • Salt Lake CC

2014-15 (SENIOR): Tallied six points against Delaware...scored career-high 20 points in season opener against High Point while adding two boards, one assist, and one steal...scored nine against Hawai'i and recorded two assists and two rebounds...against Whittier College, scored four points and had seven assist.

2013-14 (JUNIOR): Third on the team in free-throw percentage (.786)...recorded the second most assists for the 'Runners on the season with 64...logged 13 minutes off the bench getting two assists and a steal in his CSUB debut at Washington State...scored a career-high 13 points including 9-10 from the free-throw line against Nevada Nov. 18...raised his career-high to 15 points on 4-8 shooting and 3-4 from three-point range at UTSA Dec. 18...posted 154 points on the season with a .348 field-goal percentage.

2012-13 (SOPHOMORE): Led Salt Lake CC to a 29-5 record while averaging 10.3 points per game along with 4.5 assists and 3.5 rebounds per contest...played in 31 games with 28 starts...team advanced to the second round of the NJCAA National Championship Tournament.

2011-12 (FRESHMAN): Played in 30 games, starting 23 for UC Davis...averaged 6.3 points and 3.0 assists in 23.5 minutes per game.

HIGH SCHOOL: A 2011 graduate of West High School in Salt Lake City, Utah...named "Mr. Basketball" by the Deseret News in 2011...selected All-State selection three times...named West Region MVP in 2010.

PERSONAL: Born September 21, 1992...Son of Tyrone and Dante Corbin...father Tyrone is the head coach of the NBA's Utah Jazz... A liberal studies major who plans to own a clothing store after his basketball career.

#02 Corbin, Tyrell

Opponent	Date	gs	min	Total		3-Pointers		Free throws		Rebounds				pf	a	t/o	blk	stl	pts	avg	
				fg-fga	pct	3fg-fga	pct	ft-fga	pct	off	def	tot	avg								
vs High Point	11/14/14	*	42	6-15	.400	2-8	.250	6-6	1.000	0	2	2	2.0	3	1	3	0	1	20	20.0	
at Hawai'i	11/15/14	*	19	3-5	.600	3-4	.750	0-0	.000	1	1	2	2.0	1	2	3	0	0	9	14.5	
vs Arkansas-Pine Bluff	11/17/14	*	27	0-0	.000	0-0	.000	0-0	.000	0	4	4	2.7	1	2	1	1	0	0	9.7	
at San Diego State	11/20/14	*	16	0-2	.000	0-2	.000	0-0	.000	0	2	2	2.5	2	0	6	0	1	0	7.3	
DELAWARE	11/23/14		16	2-4	.500	1-2	.500	1-1	1.000	0	3	3	2.6	1	1	1	0	1	6	7.0	
Totals			4	120	11-26	.423	6-16	.375	7-7	1.000	1	12	13	2.6	8	6	14	1	3	35	7.0

Games played: 5
 Minutes/game: 24.0
 Points/game: 7.0
 FG Pct: 42.3
 3FG Pct: 37.5
 FT Pct: 100.0

Rebounds/game: 2.6
 Assists/game: 1.2
 Turnovers/game: 2.8
 Assist/turnover ratio: 0.4
 Steals/game: 0.6
 Blocks/game: 0.2

CAREER HIGHS

Points 20, vs. High Point, 11/14/14
FG 6, vs. High Point, 11/14/14
FGA 15, vs. High Point, 11/14/14
3-PT FG 3, 2x (most recently at Hawai'i, 11/15/14)
3-PT FGA 8, vs. High Point, 11/14/14
FT 9, 2x (most recently at Seattle, 1/16/14)

FTA 12, at Seattle, 1/16/14
Rebounds 6, vs. UC Merced, 11/11/14
Assists 6, at USC, 12/15/13
Blocks 1, vs. Arkansas-PB, 11/17/14
Steals 3, at USC, 12/15/13
Minutes Played 42, vs. High Point, 11/14/14



#3 JAVONTE MAYNOR

G • 6-0 • 175 • R-Sr. • Atlanta, Ga. • Georgia State

2014-15 (R-SENIOR): Active WAC leader in career three pointers made (160)...fourth in the WAC in three-pointers made (2.00) this season...scored three points in only nine minutes played against Delaware...scored 17 points while shooting 5-9 from behind the arc against Arkansas-Pine Bluff... led the 'Runners with 24 points scored in exhibition game against Whiiter College...also picked up four assists, three steals, and two rebounds.

2013-14 (R-JUNIOR): Led the 'Runners in three-pointers made (75) and attempted (193)...second on the team in three-point percentage (.389)...fourth on the team in scoring (8.8 ppg)...scored a team-high 18 points including 4-6 from three-point range against Sacramento State Nov. 13... scored a season-high and career second-best 21 points against Idaho State on 7-10 from three-point range...added 17 at Idaho St. Dec. 28 on 5-7 from three-point range...led CSUB with 15 points versus UTPA Feb. 27...posted 53 rebounds, 22 assists, and 33 steals.

2012-13 (R-SOPHOMORE): Led team in made three point field goals (75) and three-point field goal attempts (196)... made seven three-pointers at Sacramento State Nov. 14 on the way to a season best 23 points...fourth on the team in scoring (10.5)...posted 34 steals and 33 assists.

2011-12 (REDSHIRT): Sat out the 2011-12 season as per NCAA rules after transferring to CSUB from Georgia State...has three years of eligibility remaining.

2010-11 (FRESHMAN): Averaged seven points per game while ranking second on the team in three-pointers with 51 made at Georgia State...played under CSUB head coach Rod Barnes while at Georgia State...scored a career-high 21 points against William & Mary.

HIGH SCHOOL: Helped lead the Gwinett High School to a regional championship and a Georgia Elite 8 berth while being named All-County, Atlanta Tip-Off top 25 Player, Team MVP and Gwinett County Scholar Athlete...played for the Jackson Lee Bulls AAU squad.

PERSONAL: Born Jan. 6, 1992...son of Fernando Maynor and Pharonda Lee... A biology major.

#03 Maynor, Javonte

Opponent	Date	gs	min	Total		3-Pointers		Free throws		Rebounds				pf	a	t/o	blk	stl	pts	avg	
				fg-fga	pct	3fg-fga	pct	ft-fta	pct	off	def	tot	avg								
vs High Point	11/14/14	*	53	2-9	.222	1-6	.167	2-4	.500	0	2	2	2.0	4	1	1	0	1	7	7.0	
at Hawai'i	11/15/14	*	19	3-9	.333	3-8	.375	0-0	.000	1	0	1	1.5	1	0	1	0	0	9	8.0	
vs Arkansas-Pine Bluff	11/17/14	*	37	5-10	.500	5-9	.556	2-3	.667	0	0	0	1.0	4	0	2	0	0	17	11.0	
at San Diego State	11/20/14	*	23	0-9	.000	0-7	.000	0-0	.000	1	1	2	1.3	1	2	1	0	0	0	8.3	
DELAWARE	11/23/14		9	1-5	.200	1-5	.200	0-0	.000	0	2	2	1.4	1	1	0	0	0	3	7.2	
Totals			4	141	11-42	.262	10-35	.286	4-7	.571	2	5	7	1.4	11	4	5	0	1	36	7.2

Games played: 5
 Minutes/game: 28.2
 Points/game: 7.2
 FG Pct: 26.2
 3FG Pct: 28.6
 FT Pct: 57.1

Rebounds/game: 1.4
 Assists/game: 0.8
 Turnovers/game: 1.0
 Assist/turnover ratio: 0.8
 Steals/game: 0.2

CAREER HIGHS

Points 23, at Sacramento State, 11/14/12
FG 8, at Sacramento State, 11/14/12
FGA 16, 2x (most recently vs SDSU, 2/20/13)
3-PT FG 7, 2x (most recently vs. Idaho St., 11/23/13)
3-PT FGA 12, 2x (most recently vs SDSU, 2/20/13)
FT 8, at UTPA, 2/1/14

FTA 8, at UTPA, 2/1/14
Rebounds 5, 2x (most recently at Fresno St., 11/30/13)
Assists 4, 2x (most recently vs. Pacifica, 2/23/13)
Blocks 1, 6x (most recently at NMSU, 1/30/14)
Steals 5, vs. Pacifica, 2/23/13
Minutes Played 53, vs. High Point, 11/14/14



#4 CORTEZ CONNERS

G • 6-2 • 185 • Jr. • St. Louis, Mo. • St. Louis CC

2014-15 (JUNIOR): Second on the team in 3-point (.333) and FT (1.000) percentage...played 30 minutes against Delaware, scoring 14 points, grabbing 6 rebounds, and adding three assists, all of which were season highs...played season high 20 minutes in season opener against High Point...scored seven points including going 4-for-4 from the charity stripe.

2013-14 (SOPHOMORE): Competed for St. Louis Community College...coached by Randy Reed...named a captain of the team, the NJCAA Region 16 MVP, and to the All-National Team...averaged 16.5 points, 2.8 assists, and 2.4 steals per game in 33 games with the Archers...earned an associate's degree from SLCC.

2010-11 (FRESHMAN): Competed for Moberly Area Community College...played in 30 games for the Greyhounds...averaged 15.2 points and 2.0 assists per game.

HIGH SCHOOL: A 2010 graduate of Webster Groves High School...coached by Jay Blossom...earned First Team All-Conference honors...led the Statesmen to become 2009 Class 5A Missouri State Champions.

PERSONAL: Born Oct. 7, 1991...a liberal studies major...plans to become a coach after his time at CSUB...nickname is Tez.

#04 Connors, Cortez

Opponent	Date	gs	min	Total		3-Pointers		Free throws		Rebounds				pf	a	t/o	blk	stl	pts	avg
				fg-fga	pct	3fg-fga	pct	ft-fga	pct	off	def	tot	avg							
vs High Point	11/14/14		20	1-3	.333	1-2	.500	4-4	1.000	1	0	1	1.0	1	0	0	0	0	7	7.0
at Hawai'i	11/15/14		16	0-3	.000	0-2	.000	0-0	.000	0	1	1	1.0	1	1	1	0	0	0	3.5
vs Arkansas-Pine Bluff	11/17/14		8	0-2	.000	0-1	.000	0-0	.000	0	0	0	0.7	0	0	0	0	1	0	2.3
at San Diego State	11/20/14		15	1-3	.333	1-2	.500	0-0	.000	1	1	2	1.0	1	1	0	0	0	3	2.5
DELAWARE	11/23/14	*	30	5-12	.417	2-5	.400	2-2	1.000	2	4	6	2.0	3	3	0	0	0	14	4.8
Totals		1	89	7-23	.304	4-12	.333	6-6	1.000	4	6	10	2.0	6	5	1	0	1	24	4.8

Games played: 5
 Minutes/game: 17.8
 Points/game: 4.8
 FG Pct: 30.4
 3FG Pct: 33.3
 FT Pct: 100.0

Rebounds/game: 2.0
 Assists/game: 1.0
 Turnovers/game: 0.2
 Assist/turnover ratio: 5.0
 Steals/game: 0.2

CAREER HIGHS

Points 14, vs. Delaware, 11/23/14
FG 5, vs. Delaware, 11/23/14
FGA 12, vs. Delaware, 11/23/14
3-PT FG 2, vs. Delaware, 11/23/14
3-PT FGA 5, vs. Delaware, 11/23/14
FT 4, vs. High Point, 11/14/14

FTA 4, vs. High Point, 11/14/14
Rebounds 6, vs. Delaware, 11/23/14
Assists 3, vs. Delaware, 11/23/14
Blocks
Steals 1, vs. Arkansas-PB, 11/17/14
Minutes Played 30, vs. Delaware, 11/23/14



#5 DASHAWN RICHMOND

G • 6-3 • 200 • Jr. • Staten Island, N.Y. • Broward College

2014-15 (JUNIOR): Scored nine points and grabbed six boards in season opener against High Point... added seven points and eight rebounds against Hawai'i...recorded four points and eight rebounds in only 17 minutes played against Whittier College...shot 5-of-11 from the field and was 4-of-6 from behind the arc.

2012-14 (JUNIOR COLLEGE): Competed for the Broward College Seahawks...coached by Bob Starkman...led the Seahawks to a 36-21 record in two seasons...Named Second Team All-Southern Conference as a freshman while averaging 12.4 points, 5.2 rebounds, and 2.0 steals per game...led the team in three-pointers made as well as steals in 2012-13 season...as a sophomore, led the team in scoring (17.5 ppg)...selected First Team All-FCSAA and All-Southern Conference.

HIGH SCHOOL: A 2012 graduate of Curtis High School...coached by Richard Buckhelz...led the Warriors to the 2012 Staten Island Championship as a senior...received the Jacques Award for most outstanding basketball player in Staten Island...scored over 1000 points for the Warriors.

PERSONAL: Born Jan. 3, 1994...son of Lee and Katrina Richmond...prefers to go by Day Day...a liberal studies major working on a minor in criminal justice...wants to be a professional basketball player or a criminal defense lawyer.

#05 Richmond, Dashawn

Opponent	Date	gs	min	Total		3-Pointers		Free throws		Rebounds				pf	a	t/o	blk	stl	pts	avg	
				fg-fga	pct	3fg-fga	pct	ft-fa	pct	off	def	tot	avg								
vs High Point	11/14/14	*	40	4-9	.444	0-1	.000	1-1	1.000	3	3	6	6.0	4	1	2	0	1	9	9.0	
at Hawai'i	11/15/14	*	26	2-8	.250	0-4	.000	3-3	1.000	2	6	8	7.0	3	2	1	0	1	7	8.0	
vs Arkansas-Pine Bluff	11/17/14	*	6	0-1	.000	0-1	.000	0-0	.000	0	0	0	4.7	0	0	0	0	0	0	5.3	
at San Diego State	11/20/14	*	23	1-10	.100	0-4	.000	0-0	.000	2	4	6	5.0	3	0	2	2	0	2	4.5	
Totals			4	95	7-28	.250	0-10	.000	4-4	1.000	7	13	20	5.0	10	3	5	2	2	18	4.5


Games played: 4
 Minutes/game: 23.8
 Points/game: 4.5
 FG Pct: 25.0
 3FG Pct: 0.0
 FT Pct: 100.0

Rebounds/game: 5.0
 Assists/game: 0.8
 Turnovers/game: 1.3
 Assist/turnover ratio: 0.6
 Steals/game: 0.5
 Blocks/game: 0.5

CAREER HIGHS

Points 9, vs. High Point, 11/14/14
FG 4, vs. High Point, 11/14/14
FGA 10, at San Diego State, 11/20/14
3-PT FG 1, vs. Delaware, 11/23/14
3-PT FGA 4, 2x (most recently, at SDSU, 11/20/14)
FT 3, at Hawai'i, 11/15/14

FTA 3, at Hawai'i, 11/15/14
Rebounds 8, at Hawai'i, 11/15/14
Assists 2, at Hawai'i, 11/15/14
Blocks 2, at San Diego State, 11/20/14
Steals 1, 2x (most recently at Hawai'i, 11/15/14)
Minutes Played 40, vs. High Point, 11/14/14



#10 KEVIN MAYS

F • 6-4 • 220 • Jr. • Queens, N.Y. • Odessa College

2014-15 (JUNIOR): Only player in the WAC with three 10-rebound performances...second in the WAC in rebounding (9.6)...had six points and five rebounds against Delaware in only 16 minutes played...recorded double-doubles against High Point (13 and 17) and Arkansas-Pine Bluff (15 and 11) while adding four points and 11 rebounds against Hawai'i...second highest scorer (8.8) for Bakersfield and leads the team in steals per game (1.2).

2013-14 (SOPHOMORE): Started in all 29 games for Odessa College...ranked fifth in the nation with 151 offensive rebounds...averaged 12.2 rebounds (seventh-most in the country) and 15.1 points per game for the Wranglers...named All-Conference in the highly competitive Western Junior College Athletic Conference.

2012-13 (FRESHMAN): Competed for the University of Maryland Eastern Shore...coached by Frankie Allen...started in 18 games for the Hawks...led the team in scoring with 13.2 points and nearly seven rebounds per game.

HIGH SCHOOL: A 2011 graduate of St. John's Northwestern Military Academy...coached by Brian Richert...named player of the year in his first three seasons with the Lancers...honored as an All-Region and All-Conference Teams member...earned a spot on the Dean's List.

PERSONAL: Born Dec. 10, 1992...nickname is Peanut.

#10 Mays, Kevin

Opponent	Date	gs	min	Total		3-Pointers		Free throws		Rebounds				pf	a	t/o	blk	stl	pts	avg	
				fg-fga	pct	3fg-fga	pct	ft-fta	pct	off	def	tot	avg								
vs High Point	11/14/14	*	44	5-12	.417	0-0	.000	3-4	.750	5	12	17	17.0	4	1	2	0	1	13	13.0	
at Hawai'i	11/15/14	*	14	2-5	.400	0-0	.000	0-0	.000	3	2	5	11.0	5	0	2	0	0	4	8.5	
vs Arkansas-Pine Bluff	11/17/14	*	39	3-9	.333	0-0	.000	9-11	.818	6	5	11	11.0	3	1	5	0	2	15	10.7	
at San Diego State	11/20/14	*	28	3-9	.333	0-0	.000	0-0	.000	4	6	10	10.8	2	2	3	0	2	6	9.5	
DELAWARE	11/23/14	*	16	3-6	.500	0-0	.000	0-1	.000	4	1	5	9.6	5	0	0	0	1	6	8.8	
Totals			5	141	16-41	.390	0-0	.000	12-16	.750	22	26	48	9.6	19	4	12	0	6	44	8.8

Games played: 5
 Minutes/game: 28.2
 Points/game: 8.8
 FG Pct: 39.0
 FT Pct: 75.0

Rebounds/game: 9.6
 Assists/game: 0.8
 Turnovers/game: 2.4
 Assist/turnover ratio: 0.3
 Steals/game: 1.2

CAREER HIGHS

Points 15, vs. Arkansas-PB, 11/17/14
FG 5, vs. High Point, 11/14/14
FGA 12, vs. High Point, 11/14/14
3-PT FG
3-PT FGA
FT 9, vs. Arkansas-PB, 11/17/14

FTA 11, vs. Arkansas-PB, 11/17/14
Rebounds 17, vs. High Point, 11/14/14
Assists 2, at San Diego State, 11/20/14
Blocks
Steals 2, 2x (most recently, at SDSU, 11/20/14)
Minutes Played 44, vs. High Point, 11/14/14



#11 JAYLIN AIRINGTON

G • 6-4 • 190 • R-So. • East Chicago, Ind. • Ventura College

2014-15 (R-SOPHOMORE): Scored 14 points against Delaware and added six rebounds and three assists...scored four points, had three rebounds, and one steal against No. 16 San Diego State...earned time against Hawai'i and performed with 14 points and six rebounds...also added four assists, two blocks, and one steal against the Rainbow Warriors...scored six points against Arkansas-Pine Bluff while adding two assists and a steal...second on the team in blocks (3).

2013-14 (REDSHIRT): Sat out the season as a redshirt.

2012-13 (FRESHMAN): Selected first team All-Conference for Ventura College...the second leading scorer on the team at 14.6 points per game, shot over 45% from the floor and over 44% from three-point range...earned Western Conference Player of the Week honors on one occasion and was selected MVP of the 2012 Antelope Valley College Tournament.

HIGH SCHOOL: Attended Bowman Leadership Academy in Gary, Ind. playing for head coach Marvin Rea.

PERSONAL: Born March 13, 1993...son of Gregory and Tia Airington...a PEAK major...hopes to continue playing basketball after graduation or become a physical therapist to remain close to the game.

#11 Airington, Jaylin

Opponent	Date	gs	min	Total		3-Pointers		Free throws		Rebounds				pf	a	t/o	blk	stl	pts	avg
				fg-fga	pct	3fg-fga	pct	ft-fta	pct	off	def	tot	avg							
vs High Point	11/14/14		12	1-3	.333	0-1	.000	0-0	.000	0	1	1	1.0	0	1	1	0	0	2	2.0
at Hawai'i	11/15/14		34	4-12	.333	1-4	.250	5-6	.833	3	3	6	3.5	4	4	3	2	1	14	8.0
vs Arkansas-Pine Bluff	11/17/14		31	1-6	.167	1-3	.333	3-4	.750	1	0	1	2.7	4	2	2	0	1	6	7.3
at San Diego State	11/20/14		18	1-4	.250	0-1	.000	2-2	1.000	1	2	3	2.8	3	0	0	0	1	4	6.5
DELAWARE	11/23/14	*	35	3-8	.375	1-3	.333	1-3	.333	1	4	5	3.2	1	0	0	1	1	8	6.8
Totals		1	130	10-33	.303	3-12	.250	11-15	.733	6	10	16	3.2	12	7	6	3	4	34	6.8

Games played: 5
 Minutes/game: 26.0
 Points/game: 6.8
 FG Pct: 30.3
 3FG Pct: 25.0
 FT Pct: 73.3

Rebounds/game: 3.2
 Assists/game: 1.4
 Turnovers/game: 1.2
 Assist/turnover ratio: 1.2
 Steals/game: 0.8
 Blocks/game: 0.6

CAREER HIGHS

Points 14, at Hawai'i, 11/15/14
FG 4, at Hawai'i, 11/15/14
FGA 12, at Hawai'i, 11/15/14
3-PT FG 1, 3x (most recently vs. Delaware, 11/23/14)
3-PT FGA 4, at Hawai'i, 11/15/14
FT 5, at Hawai'i, 11/15/14

FTA 6, at Hawai'i, 11/15/14
Rebounds 6, at Hawai'i, 11/15/14
Assists 4, at Hawai'i, 11/15/14
Blocks 2, at Hawai'i, 11/15/14
Steals 1, 3x (most recently vs. Delaware, 11/23/14)
Minutes Played 35, vs. Delaware, 11/23/14



#15 KREGG JONES

F • 6-8 • 235 • R-Sr. • St. George, Barbados • Army-Navy Academy

2014-15 (R-SENIOR): Recorded season high nine minutes played in opener against High Point... scored two points and recorded two blocks and two boards...collected three rebounds, scored two points, and had a block against Whittier College.

2013-14 (R-JUNIOR): Scored 45 points on 20-38 from the field (52.6%)...recorded career-high 13 points on 6-8 shooting at New Mexico State Jan. 30... also grabbed a career second-best five rebounds against NMSU...blocked a career-high three shots twice, against Idaho Feb. 13 and UTPA Feb. 27...grabbed 28 rebounds and blocked 12 shots on the year.

2012-13 (R-SOPHOMORE): Made 12 appearances...averaged 1.4 points and 1.1 rebounds...shot 57.1% from the field (8-14)...posted career highs in points (10) and rebounds (6) against Pacifica

Feb. 23.

2011-12 (REDSHIRT): Sat out the season as a redshirt at CSU Bakersifeld.

2010-11 (FRESHMAN): Appeared in 23 of 28 games...averaged 1.7 points and 1.6 rebounds a game...shot 51 percent from the field...had a career high five points in one of his four starts against UC Irvine....posted career high five rebounds against Gonzaga.

HIGH SCHOOL: A native of Barbados, Jones moved to San Diego to complete his senior year of high school at the Army-Navy Academy...averaged 10.2 points, 8.8 rebounds and 1.8 blocks per game for the Warriors...scored in double figures 13 times, including a season-high 20 points in a win over San Dieguito Academy...added a season-high 15 rebounds that night for the last of his five double-doubles in 2009-10...the Warriors earned the No. 2 seed in the CIF San Diego Section Division IV tournament...earned San Diego Union-Tribune All-Academic team honors with a 3.88 grade point average.

PERSONAL: Majoring in business administration.

#15 Jones, Kregg

Opponent	Date	gs	min	Total		3-Pointers		Free throws		Rebounds				pf	a	t/o	blk	stl	pts	avg
				fg-fga	pct	3fg-fga	pct	ft-fita	pct	off	def	tot	avg							
vs High Point	11/14/14		9	1-2	.500	0-0	.000	0-0	.000	0	2	2	2.0	0	0	1	2	0	2	2.0
at Hawai'i	11/15/14		4	0-1	.000	0-0	.000	0-0	.000	0	0	0	1.0	1	0	1	0	0	0	1.0
vs Arkansas-Pine Bluff	11/17/14		2	0-0	.000	0-0	.000	0-0	.000	0	0	0	0.7	0	0	0	0	0	0	0.7
at San Diego State	11/20/14		16	0-3	.000	0-0	.000	0-1	.000	0	1	1	0.8	1	0	0	0	1	0	0.5
DELAWARE	11/23/14		3	1-2	.500	0-0	.000	0-0	.000	0	1	1	0.8	0	0	0	0	0	2	0.8
Totals		0	34	2-8	.250	0-0	.000	0-1	.000	0	4	4	0.8	2	0	2	2	1	4	0.8

Games played: 5
 Minutes/game: 6.8
 Points/game: 0.8
 FG Pct: 25.0
 FT Pct: 0.0

Rebounds/game: 0.8
 Turnovers/game: 0.4
 Steals/game: 0.2
 Blocks/game: 0.4

CAREER HIGHS

Points 13, at NM State, 1/30/14
FG 6, at NM State, 1/30/14
FGA 8, at NM State, 1/30/14
3-PT FG
3-PT FGA
FT 2, 2x (most recently at UTSA, 12/18/13)

FTA 4, 3x (most recently vs. UTPA, 2/27/14)
Rebounds 6, vs. Pacifica, 2/23/13
Assists 1, 4x (most recently at NM State, 1/30/14)
Blocks 3, 2x (most recently vs. UTPA, 2/27/14)
Steals 1, 6x (most recently, at SDSU, 11/20/14)
Minutes Played 26, at Gonzaga, 2/28/11



#23 ABDUL AHMED

C • 6-10 • 250 • R-Sr. • London, England • Trinity Valley CC

2014-15 (R-SENIOR): Only played 11 minutes against Whittier College...had three rebounds.

2013-14 (R-JUNIOR): Led the Roadrunners with 12 points and grabbed a second-best 6 rebounds at Washington State...led again with 12 points vs. UC Merced (11/11)...14 points on 6-7 shooting in 17 minutes of play vs. Nevada (11/18)...scored CSUB's first-8 points at USC (12/15).

2012-13 (REDSHIRT): Sat out the season as a redshirt at Bakersfield.

2010-12 (FRESHMAN AND SOPHOMORE): Spent freshman season at the University of Oklahoma before playing the 2011-12 season at Trinity Valley CC...also lived in the Canary Islands, attending Canarias Basketball Academy where he averaged 18 points and 12 rebounds per game while blocking 2.4 shots per game.

HIGH SCHOOL: Attended Thomas Tallis Secondary School in London, England.

PERSONAL: Born Oct. 26, 1990 in Cardiff, Wales, moved to London when he was 2...Son of Fathiya Ali and Hussain Ahmed...has seven sisters and three brothers...began playing basketball at age 16...played soccer before switching to basketball.

#23 Ahmed, Abdul

Opponent	Date	gs	min	Total		3-Pointers		Free throws			Rebounds					pts	avg			
				fg-fga	pct	3fg-fga	pct	ft-fta	pct	off	def	tot	avg	pf	a			t/o	blk	stl
vs High Point	11/14/14		21	3-3	1.000	3-3	1.000	0-0	.000	0	2	2	2.0	5	5	2	0	0	9	9.0
at Hawai'i	11/15/14		10	0-1	.000	0-1	.000	0-0	.000	0	2	2	2.0	4	0	0	0	0	0	4.5
vs Arkansas-Pine Bluff	11/17/14		21	1-6	.167	0-3	.000	0-0	.000	2	5	7	3.7	0	0	2	0	0	2	3.7
at San Diego State	11/20/14		14	0-3	.000	0-2	.000	0-0	.000	0	0	0	2.8	2	0	1	0	0	0	2.8
DELAWARE	11/23/14		22	3-6	.500	1-4	.250	0-0	.000	1	3	4	3.0	4	4	1	0	2	7	3.6
Totals		0	88	7-19	.368	4-13	.308	0-0	.000	3	12	15	3.0	15	9	6	0	2	18	3.6

Games played: 5
 Minutes/game: 17.6
 Points/game: 3.6
 FG Pct: 36.8
 3FG Pct: 30.8

Rebounds/game: 3.0
 Assists/game: 1.8
 Turnovers/game: 1.2
 Assist/turnover ratio: 1.5
 Steals/game: 0.4

CAREER HIGHS

Points 14, vs. Nevada, 11/18/13
FG 6, vs. Nevada, 11/18/13
FGA 8, 2x (most recently at USC, 12/15/13)
3-PT FG 3, 2x (most recently vs. High Point, 11/14/14)
3-PT FGA 5, at Washington St., 11/8/13
FT 3, 3x (most recently vs. Northern Ariz., 11/8/13)

FTA 7, at Washington St., 11/8/13
Rebounds 7, 2x (most recently vs. Arkansas-PB, 11/17/15)
Assists 5, vs. High Point, 11/14/14
Blocks 2, at UT Arlington, 12/21/13
Steals 1, 7x
Minutes Played 28, 2x (most recently at Fresno St., 11/30/13)



#25 DEE WALLACE

G • 5-11 • 150 • R-Sr. • Oxford, Miss. • Nebraska-Omaha


2013-14 (R-JUNIOR): Appeared in three games for the Roadrunners.

2012-13 (R-SOPHOMORE): Appeared in three games for Bakersfield...scored nine points, all against Pacifica on Feb. 23.

2010-12 (FRESHMAN AND REDSHIRT): A member of the men's basketball team at Nebraska-Omaha.

HIGH SCHOOL: Attended Oxford High School where he was first team All-Area and first team All-District... averaged 16 points per game his senior season... qualified for the North Half State Tournament his sophomore, junior and senior seasons...selected for the Northeast All Star Game...Chosen for National Leadership Conference in Washington D.C...played for Team Impact Hoops, which qualified for the 2008 AAU National Tournament...also qualified for the AAU Super Showcase.

PERSONAL: Born Aug. 18, 1991...son of Thomas and Phyllis Wallace...mother works in academic advising at CSUB while his father is the Vice President for Student Affairs...a liberal studies major with a PEAK minor... hopes to coach basketball after his time at CSUB.



#32 BRAY BARNES

F • 6-5 • 180 • Fr. • Bakersfield, Calif. • Liberty HS

A 2014 graduate of Liberty High School...coached by A.J. Shearon... led the Patriots to win SWYL Championships in 2011-12 and 2013-14 seasons...named All-SWYL 2nd Team...also competed with the So Cal Pharaohs travel club from 2012-14.

PERSONAL: Born Oct. 1, 1995...son of Rod and Bridgett Barnes...a marketing major...plans to coach after his time at CSUB...father is the head men's basketball coach at Bakersfield and brother Brandon competed for the Roadrunners from 2012-14...first name is Kennedy but goes by Bray.



#31 BRANDON MORRIS

F • 6-7 • 215 • Jr. • Lithonia, Ga. • Georgia

2012-14 (FRESHMAN AND SOPHOMORE): Competed for the University of Georgia...coached by Mark Fox...as a freshman, started in 20 games...recorded career-high 11 rebounds in a win over South Carolina...as a sophomore, scored in double digits in eight of 18 SEC

games...scored career-high in SEC games with 15 against Kentucky... posted career highs in scoring with 17 against Lipscomb.

HIGH SCHOOL: A 2012 graduate of Miller Grove High School...averaged 10.9 points and 8.0 rebounds per game in his senior year en route to a Georgia Class 4A State Championship...shot 52% from the field and averaged 2.3 blocks per game...the Wolverines went 31-1 in 2011 and were ranked in the Top 10 in the nation while he added 9.3 points and 7.8 rebounds per game.

PERSONAL: Born Jan. 12, 1994...son of Stephanie Pollack.



#42 ALY AHMED

F • 6-9 • 275 • So. • Alexandria, Egypt • Midland CC

2014-15 (JUNIOR): Top 6 in the WAC in scoring, FG % (.542), FT % (.800), and blocks (7)...led Bakersfield in scoring and rebounding against Delaware with 19 points and 9 boards...also added two assists and tied a career high with four blocks...posted a double-double in season opener against High Point with 26 points and 10 boards while adding three blocks and four assists...scored 22 points and grabbed six rebounds against Hawai'i.

2013-14 (SOPHOMORE): Third on the team in scoring average (8.9 ppg)...made his Bakersfield debut against Santa Clara Dec. 5 after winning his NCAA appeal for eligibility...scored six points on 4-7 shooting while blocking four shots...scored six points and pulled down four rebounds at USC Dec. 15...recorded his first career double-double with 12 points and 11 rebounds against UMKC Jan 25...recorded his second double-double with 16 points and 13 rebounds against Idaho Feb.

13...scored a career-high 19 points on 5-7 from the field and 9-13 from the free-throw line at Kansas City Feb. 20...went 81-169 (.479) from the field on the year...led the 'Runners in rebounds per game (6.6) and was second in shots with 20.

2012-13 (FRESHMAN): Attended Midland College in Texas, averaging eight points and six rebounds a game for the Chaps.

HIGH SCHOOL: Attended Trent International School in Sugarland, Texas...was a member of the 2009 Egypt U19 team and was named FIBA most valuable player in the tournament... has also won multiple international team and individual honors.

PERSONAL: Born March 15, 1992...son of Mohamed and Maha Ahmed...played soccer before focusing on basketball...a liberal studies major...when not on the court, he enjoys swimming and playing tennis.

#42 Ahmed, Aly

Opponent	Date	qs	min	Total		3-Pointers		Free throws		Rebounds				pf	a	t/o	blk	stl	pts	avg	
				fg-fga	pct	3fg-fga	pct	ft-fta	pct	off	def	tot	avg								
vs High Point	11/14/14	*	43	10-17	.588	0-0	.000	6-8	.750	3	7	10	10.0	4	5	5	3	1	26	26.0	
at Hawai'i	11/15/14	*	34	8-15	.533	0-0	.000	2-2	1.000	2	4	6	8.0	4	3	3	0	0	18	22.0	
vs Arkansas-Pine Bluff	11/17/14	*	17	2-2	1.000	0-0	.000	4-4	1.000	0	0	0	5.3	4	0	0	0	0	8	17.3	
at San Diego State	11/20/14	*	22	3-9	.333	0-2	.000	0-1	.000	2	2	4	5.0	5	2	3	0	0	6	14.5	
DELAWARE	11/23/14	*	33	9-16	.563	0-0	.000	1-2	.500	4	5	9	5.8	2	2	2	4	0	19	15.4	
Totals			5	149	32-59	.542	0-2	.000	13-17	.765	11	18	29	5.8	19	12	13	7	1	77	15.4

Games played: 5
 Minutes/game: 29.8
 Points/game: 15.4
 FG Pct: 54.2
 3FG Pct: 0.0
 FT Pct: 76.5

Rebounds/game: 5.8
 Assists/game: 2.4
 Turnovers/game: 2.6
 Assist/turnover ratio: 0.9
 Steals/game: 0.2
 Blocks/game: 1.4

CAREER HIGHS

Points 26, vs. High Point, 11/14/14
FG 10, vs. High Point, 11/14/14
FGA 17, vs. High Point, 11/14/14
3-PT FG
3-PT FGA 2, at San Diego State, 11/20/14
FT 9, 2x (most recently at Kansas City, 2/20/14)

FTA 13, at Kansas City, 2/20/14
Rebounds 13, vs. Idaho, 2/13/14
Assists 5, vs. High Point, 11/14/14
Blocks 4, 2x (most recently vs. Delaware, 11/23/14)
Steals 2, 2x (most recently at Utah Valley, 3/7/14)
Minutes Played 43, vs. High Point, 11/14/14

2014-15 Season Statistics-All Games



Bakersfield Basketball Bakersfield Combined Team Statistics (as of Nov 26, 2014) All games



RECORD:	OVERALL	HOME	AWAY	NEUTRAL
ALL GAMES	1-4	1-0	0-2	0-2
CONFERENCE	0-0	0-0	0-0	0-0
NON-CONFERENCE	1-4	1-0	0-2	0-2

#	Player	gp-gs	min	avg	Total		3-Point		F-Throw		Rebounds				pf	dq	a	to	blk	stl	pts	avg
					fg-fga	fg%	3fg-fga	3fg%	ft-fga	ft%	off	def	tot	avg								
42	Ahmed, Aly	5-5	149	29.8	32-59	.542	0-2	.000	13-17	.765	11	18	29	5.8	19	1	12	13	7	1	77	15.4
10	Mays, Kevin	5-5	141	28.2	16-41	.390	0-0	.000	12-16	.750	22	26	48	9.6	19	2	4	12	0	6	44	8.8
03	Maynor, Javonte	5-4	141	28.2	11-42	.262	10-35	.286	4-7	.571	2	5	7	1.4	11	0	4	5	0	1	36	7.2
02	Corbin, Tyrell	5-4	121	24.2	11-26	.423	6-16	.375	7-7	1.000	1	12	13	2.6	8	0	6	14	1	3	35	7.0
11	Airington, Jaylin	5-1	130	26.0	10-33	.303	3-12	.250	11-15	.733	6	10	16	3.2	12	0	7	6	3	4	34	6.8
04	Conners, Cortez	5-1	89	17.8	7-23	.304	4-12	.333	6-6	1.000	4	6	10	2.0	6	0	5	1	0	1	24	4.8
05	Richmond, Dashawn	5-4	102	20.4	8-29	.276	1-11	.091	4-6	.667	7	16	23	4.6	13	0	3	7	2	2	21	4.2
23	Ahmed, Abdul	5-0	88	17.6	7-19	.368	4-13	.308	0-0	.000	3	12	15	3.0	15	1	9	6	0	2	18	3.6
01	Wrapp, Brent	5-1	105	21.0	8-15	.533	0-2	.000	1-3	.333	2	18	20	4.0	12	0	12	11	0	2	17	3.4
15	Jones, Kregg	5-0	34	6.8	2-8	.250	0-0	.000	0-1	.000	0	4	4	0.8	2	0	0	2	2	1	4	0.8
Team											10	7	17		1		6					
Total.....		5	1100		112-295	.380	28-103	.272	58-78	.744	68	134	202	40.4	118	4	62	83	15	23	310	62.0
Opponents.....		5	1100		101-268	.377	37-105	.352	92-147	.626	57	117	174	34.8	89	2	53	57	28	34	331	66.2

TEAM STATISTICS	CSUB	OPP	Date	Opponent	Score	Att.
SCORING	310	331	# 11/14/14	vs High Point	Lo4 99-100	0
Points per game	62.0	66.2	# 11/15/14	at Hawai'i	L 65-72	6070
Scoring margin	-4.2	-	# 11/17/14	vs Arkansas-Pine Bluff	L 49-56	0
FIELD GOALS-ATT	112-295	101-268	11/20/14	at San Diego State	L 27-51	12414
Field goal pct	.380	.377	11/23/14	DELAWARE	W 70-52	841
3 POINT FG-ATT	28-103	37-105	* - Conference game			
3-point FG pct	.272	.352				
3-pt FG made per game	5.6	7.4				
FREE THROWS-ATT	58-78	92-147				
Free throw pct	.744	.626				
F-Throws made per game	11.6	18.4				
REBOUNDS	202	174				
Rebounds per game	40.4	34.8				
Rebounding margin	+5.6	-				
ASSISTS	62	53				
Assists per game	12.4	10.6				
TURNOVERS	83	57				
Turnovers per game	16.6	11.4				
Turnover margin	-5.2	-				
Assist/turnover ratio	0.7	0.9				
STEALS	23	34				
Steals per game	4.6	6.8				
BLOCKS	15	28				
Blocks per game	3.0	5.6				
ATTENDANCE	841	18484				
Home games-Avg/Game	1-841	2-9242				
Neutral site-Avg/Game	-	2-0				

Score by Periods	1st	2nd	OT	OT2	OT3	OT4	Totals
Bakersfield	123	148	8	6	13	12	310
Opponents	128	163	8	6	13	13	331

2014-15 Box Scores - Games 1-4



Official Basketball Box Score -- Game Totals -- Final Statistics
Whittier College vs Bakersfield
 11/18/14 7 p.m. at Bakersfield, CA (Icardo Center)



Official Basketball Box Score -- Game Totals -- Final Statistics
Bakersfield vs Hawai'i
 11/15/14 7:30 p.m. at Honolulu, HI (Stan Sheriff Center)



Whittier College 62 • Exhibition

#	Player	Total			3-Ptr			Rebounds			PF	TP	A	TO	Blk	Stl	Min
		FG-FGA	FG-FGA	FT-FTA	Off	Def	Tot	Off	Def	Tot							
20	Andrew Bucholtz	f	3-4	2-2	3-4	0	3	3	2	11	2	3	2	1	23		
30	Ben Maynard	c	3-8	3-7	0-0	0	5	5	3	9	1	2	3	0	25		
04	Louis Kurihara	g	4-7	3-5	1-1	0	1	1	2	12	0	3	1	0	24		
21	Eric Jennings	g	1-4	1-2	0-0	1	2	3	2	3	3	4	0	2	22		
23	Nick Demusis	g	4-11	0-2	1-2	0	6	6	4	9	2	2	0	0	22		
10	Jacob Contreras	g	1-6	0-3	1-1	0	4	4	1	3	0	0	0	0	19		
11	Adrian Callies	g	0-0	0-0	0-0	0	0	0	0	0	0	0	0	0	1		
12	David Richardson	g	2-3	0-0	2-2	0	2	2	1	6	1	1	0	0	17		
22	Michael Alvarez	g	0-0	0-0	0-0	1	3	4	3	0	2	1	0	0	16		
25	Richard Kaye	g	0-0	0-0	0-0	0	0	0	0	0	0	0	0	0	1		
32	Jordan Bickerstaff	g	0-0	0-0	0-0	0	0	0	0	0	0	0	0	0	1		
33	Andrew Torres	g	2-7	1-3	0-1	0	3	3	2	5	2	2	0	1	21		
35	Mauri Bruce	g	2-2	0-0	0-0	0	1	1	0	4	0	0	0	1	6		
44	Nathaniel Chow	g	0-1	0-0	0-0	0	0	0	0	0	0	0	0	0	1		
50	Jose Gonzalez	g	0-1	0-1	0-0	0	0	0	0	0	0	0	0	0	1		
Team						0	0	0	0								
Totals			22-54	10-25	8-11	2	30	32	20	62	13	18	6	5	200		

FG % 1st Half: 9-24 37.5% 2nd half: 13-30 43.3% Game: 22-54 40.7% Deadball Rebounds 2
 3FG % 1st Half: 6-14 42.9% 2nd half: 4-11 36.4% Game: 10-25 40.0%
 FT % 1st Half: 4-6 66.7% 2nd half: 4-5 80.0% Game: 8-11 72.7%

Bakersfield 82 • Exhibition

#	Player	Total			3-Ptr			Rebounds			PF	TP	A	TO	Blk	Stl	Min
		FG-FGA	FG-FGA	FT-FTA	Off	Def	Tot	Off	Def	Tot							
10	Mays, Kevin	f	4-6	0-0	4-7	3	8	11	2	12	1	0	0	1	27		
42	Ahmed, Aly	g	7-10	0-0	1-5	5	7	12	0	15	2	0	0	1	25		
02	Corbin, Tyrell	g	2-5	0-0	0-0	1	3	4	2	4	7	5	0	0	21		
03	Maynor, Javonte	g	9-17	5-11	1-3	0	2	2	2	24	4	1	0	3	32		
04	Conners, Cortez	g	1-8	1-3	1-3	0	0	0	1	4	1	1	0	1	26		
01	Wrapp, Brent	g	0-2	0-0	0-0	0	3	3	1	0	3	0	0	1	18		
05	Richmond, Dashawn	g	5-11	4-6	0-1	3	5	8	2	14	0	4	0	2	17		
11	Airington, Jaylin	g	3-8	0-1	1-2	2	0	2	4	7	0	0	0	0	13		
15	Jones, Kregg	g	1-1	0-0	0-0	1	2	3	2	2	2	1	0	0	8		
23	Ahmed, Abdul	g	0-1	0-0	0-0	2	1	3	1	0	0	0	0	0	11		
25	Wallace, Dee	g	0-1	0-1	0-0	0	0	0	0	0	0	0	0	0	1		
32	Barnes, Bray	g	0-0	0-0	0-0	0	0	0	0	0	0	0	0	0	1		
Team						1	0	1	0								
Totals			32-70	10-22	8-21	18	31	49	17	82	18	14	1	9	200		

FG % 1st Half: 14-35 40.0% 2nd half: 18-35 51.4% Game: 32-70 45.7% Deadball Rebounds 3
 3FG % 1st Half: 4-8 50.0% 2nd half: 6-14 42.9% Game: 10-22 45.5%
 FT % 1st Half: 7-16 43.8% 2nd half: 1-5 20.0% Game: 8-21 38.1%

Officials: Michael Irving, Frank Harvey III, Don McAllister
 Technical fouls: Whittier College-None. Bakersfield-None.
 Attendance: 712

Score by periods	1st	2nd	Total
Whittier College	28	34	62
Bakersfield	39	43	82



Official Basketball Box Score -- Game Totals -- Final Statistics
Arkansas-Pine Bluff vs Bakersfield
 11/17/14 5 p.m. at Honolulu, HI (Stan Sheriff Center)



Official Basketball Box Score -- Game Totals -- Final Statistics
Bakersfield 27 • 0-4
 11/20/14 7:35 p.m. at San Diego, CA (Viejas Arena)



Arkansas-Pine Bluff 56 • 1-2

#	Player	Total			3-Ptr			Rebounds			PF	TP	A	TO	Blk	Stl	Min
		FG-FGA	FG-FGA	FT-FTA	Off	Def	Tot	Off	Def	Tot							
01	MOSLEY, Marcel	f	5-13	2-5	3-3	3	2	5	3	15	2	4	0	1	36		
12	FLOYD, Jaylor	c	0-0	0-0	2-2	0	0	0	5	2	0	1	0	0	13		
14	HAMMOND, Tevin	g	3-8	3-4	1-3	0	4	4	1	10	4	1	0	1	40-		
22	LOVE, JoVaughn	g	6-16	2-4	3-7	4	4	8	2	17	1	0	2	0	38		
23	ROBINSON, Ghivannonie	f	2-5	2-3	0-0	2	0	2	0	6	1	0	0	0	22		
03	HANDLEY, Thaddeus	g	0-0	0-0	0-0	0	0	0	0	0	1	0	0	0	1		
10	McINTYRE, DeAndre	g	0-0	0-0	0-0	0	0	0	2	0	1	0	1	0	15		
15	WHITING, Trent	g	0-2	0-0	2-3	0	2	2	4	2	0	4	2	1	15		
25	PARKER, Chauncy	g	0-0	0-0	0-0	0	0	0	1	0	0	0	2	2	9		
34	BERRY, Devin	g	2-2	0-0	0-0	1	1	2	1	4	1	0	0	0	11		
Team						4	1	5									
Totals			18-46	9-16	11-18	14	14	28	19	56	10	11	6	6	200		

FG % 1st Half: 11-23 47.8% 2nd half: 7-23 30.4% Game: 18-46 39.1% Deadball Rebounds 2.1
 3FG % 1st Half: 5-9 55.6% 2nd half: 4-7 57.1% Game: 9-16 56.3%
 FT % 1st Half: 1-5 20.0% 2nd half: 10-13 76.9% Game: 11-18 61.1%

Bakersfield 49 • 0-3

#	Player	Total			3-Ptr			Rebounds			PF	TP	A	TO	Blk	Stl	Min
		FG-FGA	FG-FGA	FT-FTA	Off	Def	Tot	Off	Def	Tot							
02	Corbin, Tyrell	f	0-0	0-0	0-0	0	4	4	1	0	2	1	1	0	0	27	
03	Maynor, Javonte	f	5-10	5-9	2-3	0	0	0	4	17	0	2	0	0	37		
05	Richmond, Dashawn	g	0-1	0-1	0-0	0	0	0	0	0	0	0	0	0	6		
10	Mays, Kevin	g	3-9	0-0	9-11	6	5	11	3	15	1	5	0	2	39		
42	Ahmed, Aly	g	2-2	0-0	4-4	0	0	0	4	8	0	0	0	0	17		
01	Wrapp, Brent	g	0-1	0-1	1-2	0	3	3	1	1	1	1	0	0	12		
04	Conners, Cortez	g	0-2	0-1	0-0	0	0	0	0	0	0	0	0	1	8		
11	Airington, Jaylin	g	1-6	1-3	3-4	1	0	1	4	6	2	2	0	1	31		
15	Jones, Kregg	g	0-0	0-0	0-0	0	0	0	0	0	0	0	0	0	2		
23	Ahmed, Abdul	g	1-6	0-3	0-0	2	5	7	0	2	0	2	0	0	21		
Team						1	1	2	1								
Totals			12-37	6-18	19-24	10	18	28	18	49	6	14	1	4	200		

FG % 1st Half: 7-20 35.0% 2nd half: 5-17 29.4% Game: 12-37 32.4% Deadball Rebounds 5.1
 3FG % 1st Half: 4-11 36.4% 2nd half: 2-7 28.6% Game: 6-18 33.3%
 FT % 1st Half: 3-5 60.0% 2nd half: 16-19 84.2% Game: 19-24 79.2%

Officials: Tony Padilla, Mike Scyphers, Dan Coda
 Technical fouls: Arkansas-Pine Bluff-None. Bakersfield-Team.
 Attendance:

Score by periods	1st	2nd	Total
Arkansas-Pine Bluff	28	28	56
Bakersfield	21	28	49

Bakersfield 27 • 0-4

#	Player	Total			3-Ptr			Rebounds			PF	TP	A	TO	Blk	Stl	Min
		FG-FGA	FG-FGA	FT-FTA	Off	Def	Tot	Off	Def	Tot							
10	Mays, Kevin	f	3-9	0-0	0-0	4	6	10	2	6	2	3	0	2	28		
42	Ahmed, Aly	c	3-9	0-2	0-1	2	2	4	5	6	2	3	0	0	22		
02	Corbin, Tyrell	g	0-2	0-2	0-0	0	2	2	0	0	0	6	0	1	16		
03	Maynor, Javonte	g	0-9	0-7	0-0	1	1	2	1	0	2	1	0	0	23		
05	Richmond, Dashawn	g	1-10	0-4	0-0	2	4	6	3	2	0	2	2	0	23		
01	Wrapp, Brent	g	3-4	0-0	0-1	0	6	6	4	6	2	4	0	1	25		
04	Conners, Cortez	g	1-3	1-2	0-0	1	1	2	1	3	1	0	0	0	15		
11	Airington, Jaylin	g	1-4	0-1	2-2	1	2	3	3	4	0	0	0	1	18		
15	Jones, Kregg	g	0-3	0-0	0-1	0	1	1	0	1	0	0	0	1	16		
23	Ahmed, Abdul	g	0-3	0-2	0-0	0	0	0	2	0	0	1	0	0	14		
Team						6	3	9									
Totals			12-56	1-20	2-5	17	28	45	24	27	9	23	2	6	200		

FG % 1st Half: 6-32 18.8% 2nd half: 6-24 25.0% Game: 12-56 21.4% Deadball Rebounds 1.1
 3FG % 1st Half: 0-10 0.0% 2nd half: 1-10 10.0% Game: 1-20 5.0%
 FT % 1st Half: 0-0 0.0% 2nd half: 2-5 40.0% Game: 2-5 40.0%

San Diego State 51 • 3-0

2014-15 Box Scores - Game 5



Official Basketball Box Score -- Game Totals -- Final Statistics
Delaware vs Bakersfield
 11/23/14 4 p.m. at Bakersfield, CA (Icardo Center)



Delaware 52 • 0-3

#	Player	Total FG-FGA	3-Ptr FG-FGA	FT-FTA	Rebounds			PF	TP	A	TO	Blk	Stl	Min
					Off	Def	Tot							
02	Harris, Barnett	f 0-1	0-0	1-2	1	1	2	1	1	1	0	0	0	21
15	Jeffers, Maurice	f 1-3	0-0	1-2	1	3	4	3	3	0	0	1	0	16
01	Holden, Kory	g 2-8	0-2	6-8	1	5	6	2	10	4	1	0	0	36
11	Pinkard, Devonne	g 3-12	3-8	5-6	3	7	10	2	14	2	2	1	0	37
22	Hayes, Cazmon	g 4-9	2-6	2-4	0	1	1	1	12	0	1	0	1	32
00	Corbett, Chivarsky	2-7	2-5	2-2	1	5	6	2	8	0	1	2	0	24
03	Mosley, Anthony	0-2	0-1	1-2	1	0	1	1	1	0	1	0	0	9
05	Carter, Eric	0-2	0-0	3-4	0	3	3	4	3	0	1	0	0	18
23	Johnson, Skye	0-1	0-0	0-2	1	0	1	0	0	0	1	0	0	7
Team					1	2	3							
Totals		12-45	7-22	21-32	10	27	37	16	52	7	8	4	1	200

FG % 1st Half: 7-24 29.2% 2nd half: 5-21 23.8% Game: 12-45 26.7% Deadball
 3FG % 1st Half: 4-13 30.8% 2nd half: 3-9 33.3% Game: 7-22 31.8% Rebounds
 FT % 1st Half: 10-16 62.5% 2nd half: 11-16 68.8% Game: 21-32 65.6% 3

Bakersfield 70 • 1-4

#	Player	Total FG-FGA	3-Ptr FG-FGA	FT-FTA	Rebounds			PF	TP	A	TO	Blk	Stl	Min
					Off	Def	Tot							
10	Mays, Kevin	f 3-6	0-0	0-1	4	1	5	5	6	0	0	0	1	16
42	Ahmed, Aly	c 9-16	0-0	1-2	4	5	9	2	19	2	2	4	0	33
01	Wrapp, Brent	g 1-5	0-1	0-0	1	4	5	1	2	6	1	0	0	28
04	Connors, Cortez	g 5-12	2-5	2-2	2	4	6	3	14	3	0	0	0	30
11	Airington, Jaylin	g 3-8	1-3	1-3	1	4	5	1	8	0	0	1	1	35
02	Corbin, Tyrell	2-4	1-2	1-1	0	3	3	1	6	1	1	0	1	17
03	Maynor, Javonte	1-5	1-5	0-0	0	2	2	1	3	1	0	0	0	9
05	Richmond, Dashawn	1-1	1-1	0-2	0	3	3	3	3	0	2	0	0	7
15	Jones, Kregg	1-2	0-0	0-0	0	1	1	0	2	0	0	0	0	3
23	Ahmed, Abdul	3-6	1-4	0-0	1	3	4	4	7	4	1	0	2	22
Team					1	1	2							
Totals		29-65	7-21	5-11	14	31	45	21	70	17	7	5	5	200

FG % 1st Half: 14-35 40.0% 2nd half: 15-30 50.0% Game: 29-65 44.6% Deadball
 3FG % 1st Half: 4-13 30.8% 2nd half: 3-8 37.5% Game: 7-21 33.3% Rebounds
 FT % 1st Half: 2-3 66.7% 2nd half: 3-8 37.5% Game: 5-11 45.5% 1

Officials: Michael Greenstein, Daryl Gelinas, Jeff Wooten
 Technical fouls: Delaware-None. Bakersfield-None.
 Attendance: 841

Score by periods	1st	2nd	Total
Delaware	28	24	52
Bakersfield	34	36	70

TEAM RECORDS

GAME-DIVISION I

POINTS

114, vs. Pacifca, 2/23/13

FIELD GOALS

44, vs. Pacifca, 2/23/13

FIELD GOALS ATTEMPTED

84, vs. Pacifca, 2/23/13

FIELD GOAL PERCENTAGE (min. 20 made)

.625 (25-40), at Cal State Northridge, 11/30/11

THREE-POINT FIELD GOALS

15, vs. Pacific, 12/22/11

THREE-POINT FIELD GOALS ATTEMPTED

32, at Longwood, 2/19/11

THREE-POINT FIELD GOAL PERCENTAGE (min. 10 made)

.667 (14-21) vs. UC Riverside, 12/22/10

MADE FREE THROWS

33, vs. Cal Poly, 12/31/09

FREE THROWS ATTEMPTED

43, vs. Cal Poly, 12/31/09

FREE THROW PERCENTAGE (min. 10 made)

.933, at South Dakota State, 12/16/08

REBOUNDS

66, vs. Pacifca, 2/23/13

ASSISTS

30, vs. Pacifca, 2/23/13

STEALS

16, vs. Pomona-Pitzer, 12/30/11

BLOCKED SHOTS

9, vs. Nebraska Omaha, 2/25/12

GAME-DIVISION II

POINTS

118, vs. La Verne, 12/23/95

FIELD GOALS

51, vs. La Verne, 12/23/95

FIELD GOALS ATTEMPTED

109, vs Cal State Stanislaus, 1/26/72

FIELD GOAL PERCENTAGE (min. 20 made)

.760, vs., UC Riverside (35-46), 2/25/88

THREE-POINT FIELD GOALS

16, at San Francisco State, 12/16/06

THREE-POINT FIELD GOALS ATTEMPTED

33, at Cal State Stanislaus, 3/4/06

THREE-POINT FIELD GOAL PERCENTAGE (min. 10 made)

.833 (10-12) vs. Sonoma State, 1/2/04

MADE FREE THROWS

48, vs. Texas Wesleyan, 1/4/85

FREE THROWS ATTEMPTED

64, vs. Sonoma State, 12/14/96

FREE THROW PERCENTAGE (min. 10 made)

1.000, vs. Sonoma State, 3/10/06

1.000, vs. Lewis University, 12/20/03

1.000, at Cal State San Bernardino, 2/17/96

REBOUNDS

76, vs. Cal State Stanislaus, 1/26/72

ASSISTS

35, vs. Cal State Stanislaus, 12/7/95

STEALS

20, vs. Cal State L.A., 2/11/00

20, vs. Holy Names, 12/27/02

BLOCKED SHOTS

14, vs. UC Davis, 1/9/99

TEAM RECORDS

SEASON-DIVISION I

POINTS

2,121 (31 games), 2011-12

SCORING AVERAGE

68.4, (31 games), 2011-12

FIELD GOALS

761, (31 games), 2011-12

FIELD GOALS ATTEMPTED

1697, (30 games), 2012-13

FIELD GOAL PERCENTAGE

.454, (761-1676), 2011-12

THREE-POINT FIELD GOALS

199, (30 games) 2012-13

THREE-POINT FIELD GOALS ATTEMPTED

591, (30 games) 2012-13

THREE-POINT FIELD GOAL PERCENTAGE (min. 10 made)

.365, (198-542, 31 games), 2011-12

MADE FREE THROWS

489, (29 games), 2009-10

FREE THROWS ATTEMPTED

712, (29 games), 2009-10

FREE THROW PERCENTAGE

700 (422-603), (30 games) 2012-13

REBOUNDS

1048, 2009-10

ASSISTS

439, 2011-12

STEALS

248, 2011-12

BLOCKED SHOTS

106, 2011-12

SEASON-DIVISION II

POINTS

2,733, (33 games) 1996-97

SCORING AVERAGE

84.3, (26 games) 1971-72

FIELD GOALS

1002, (33 games) 1992-93

FIELD GOALS ATTEMPTED

2075, (26 games) 1971-72

FIELD GOAL PERCENTAGE

.542, (1002-1849) 1992-93

THREE-POINT FIELD GOALS

234, (29 games) 2005-06

THREE-POINT FIELD GOALS ATTEMPTED

647, (29 games) 2005-06

THREE-POINT FIELD GOAL PERCENTAGE

.451, (116-257) 1986-87

MADE FREE THROWS

672, (33 games) 1996-97

FREE THROWS ATTEMPTED

1024, (33 games) 1996-97

FREE THROW PERCENTAGE

.742 (420-566) 1977-78

REBOUNDS

1414, 1996-97

ASSISTS

581, 1992-93

STEALS

277, 1983-84

BLOCKED SHOTS

166, 1998-99

INDIVIDUAL CAREER RECORDS (ACTIVE LEADER LISTED IN BOLD)

POINTS

1628	Stephon Carter	2009-13
1521	Kenny Warren	1990-94
1301	Beau Redstone	1988-92
1290	Kebu Stewart	1995-97
1264	Carl Toney	1971-75
1260	Trent Blakely	2006-10
1151	Ray Burris	1986-90
1136	Fred Eckles	1989-92
1084	Donovan Bragg	2007-11
1056	Dwuan Rice	2004-06
632	Javonte Maynor	2012-15

SCORING AVERAGE

20.5	Kebu Stewart (63 games)	1995-97
19.8	Wayne McDaniel (53 games)	1980-82
15.6	Troy Price (59 games)	1987-89
15.4	Warren Jackson (54 games)	1975-77
14.6	Wade Green (59 games)	1988-90
9.4	Javonte Maynor	2012-15

FIELD GOALS MADE

571	Stephon Carter	2009-13
536	Carl Toney	1971-75
475	Beau Redstone	1988-92
463	Trent Blakely	2006-10
461	Kenny Warren	1990-94
433	Fred Eckles	1989-92
205	Javonte Maynor	2012-15

FIELD GOALS ATTEMPTED

1348	Stephon Carter	2009-13
1187	Carl Toney	1971-75
1137	Trent Blakely	2006-10
1025	Kenny Warren	1990-94
918	Donovan Bragg	2007-11
538	Javonte Maynor	2012-15

FIELD GOAL PERCENTAGE (Min. 150 Made)

.709	Fred Jones (129-182)	1987-88
.647	Andre Hardwick (187-289)	2003-05
.640	Toshiro Germany (256-400)	1997-99
.595	Beau Redstone (475-798)	1988-92
.587	Roheen Oats (332-566)	1992-94
.381	Javonte Maynor	2012-15

THREE-POINT FIELD GOALS

278	Kenny Warren	1990-94
165	Alex Johnson	2007-09,10-11
160	Javonte Maynor	2012-15
160	Zack Grasmick	2004-08
151	Trent Blakley	2006-10

THREE-POINT FIELD GOALS ATTEMPTED

641	Kenny Warren	1990-94
464	Trent Blakley	2006-10
452	Alex Johnson	2007-09,11-12
432	Zack Grasmick	2004-08
424	Javonte Maynor	2012-15

THREE-POINT FIELD GOAL PERCENTAGE (min. 50 made)

.532	Karl Finley (42-79)	1985-87
.487	Martin Rajniak (56-115)	2002-04
.460	Earl Hawkins (40-87)	1986-87
.459	Tracy Acquaah (67-146)	1994-96
.457	Jon Gaines (80-175)	1996-97
.377	Javonte Maynor	2012-15

MADE FREE THROWS

451	Stephon Carter	2009-13
432	Kebu Stewart	1995-97
345	Beau Redstone	1988-92
321	Kenny Warren	1990-94
317	Donovan Bragg	2007-11
73	Tyrell Corbin	2013-15
64	Aly Ahmed	2013-15

FREE THROWS ATTEMPTED

660	Stephon Carter	2009-13
616	Kebu Stewart	1995-97
544	Beau Redstone	1988-92
408	Kenny Warrren	1990-94
401	Donovan Bragg	2007-11
94	Aly Ahmed	2013-15

FREE THROW PERCENTAGE (min. 100 made)

.802	Wade Green (202-252)	1988-90
.793	Dwuan Rice (211-266)	2004-07
.791	Donovan Bragg (317-401)	2007-11
.790	Todd Jones (154-195)	2000-02
.788	Tony Hoggatts (115-146)	1999-01

REBOUNDS

949	Beau Redstone	1988-92
766	Kebu Stewart	1995-97
718	Carl Toney	1971-75
676	Dock Ellis	1997-00,01-02
567	Michael Jackson	1995-97
188	Aly Ahmed	2013-15

ASSISTS

520	Kenny Warren	1990-94
388	Fred Eckles	1989-92
343	Wade Green	1988-90
342	Ray Burris	1986-88,89-91
342	Dwuan Rice	2004-07
70	Tyrell Corbin	2013-15

BLOCKED SHOTS

107	Jamal Livingston	1998-00
94	Dock Ellis	1997-00,01-02
94	Roheen Oats	1992-94
77	Cory Brown	2007-11
73	Victor Green	1983-85
28	Kregg Jones	2013-15
27	Aly Ahmed	2013-15

STEALS

238	Stephon Carter	2009-13
144	Fred Nichols	2002-04
130	Ray Burris	1986-88,89-91
126	Fred Eckles	1989-92
121	Dwuan Rice	2004-07
68	Javonte Maynor	2012-15

GAMES PLAYED

131	Kenny Warren	1990-94
127	Beau Redstone	1988-92
120	Edmond Jackson	1992-97
119	Ray Burris	1986-88,89-91
118	Stephon Carter	2009-13
67	Javonte Maynor	2012-15

INDIVIDUAL SEASON RECORDS

DIVISION I

POINTS

478, Stephon Carter, 2012-13

SCORING AVERAGE

15.2, Trent Blakely (29 Games), 2009-10

FIELD GOALS MADE

169, Stephon Carter, 2012-13

FIELD GOALS ATTEMPTED

397, Trent Blakely (29 Games), 2009-10

FIELD GOAL PERCENTAGE (Min. 150 attempted)

.502 (113-225), Zach Lamb (31 games), 2011-12

THREE-POINT FIELD GOALS

79, Alex Johnson, 2010-11

THREE-POINT FIELD GOALS ATTEMPTED

228, Alex Johnson, 2010-11

THREE-POINT FIELD GOAL PERCENTAGE (min. 25 made)

.416, Alex Johnson (37-89), 2007-08

MADE FREE THROWS

138, Stephon Carter, 2012-13

FREE THROWS ATTEMPTED

194, Stephon Carter, 2012-13

FREE THROW PERCENTAGE (min. 50 made)

.838, Donavan Bragg (114-136), 2010-11

REBOUNDS

276, Rashad Savage, 2010-11

ASSISTS

179, Issiah Grayson, 2011-12

STEALS

68, Stephon Carter, 2012-13

BLOCKED SHOTS

31, Donald Johnson, 2011-12

DIVISION II

POINTS

708, Kebu Stewart (33 Games) 1996-97

SCORING AVERAGE

21.5, Kebu Stewart (33 Games), 1996-97

FIELD GOALS MADE

228, Kebu Stewart (33 Games), 1997-97

FIELD GOALS ATTEMPTED

425, Ron Selleaze (27 Games), 1999-00

FIELD GOAL PERCENTAGE (Min. 150 attempted)

.709, Fred Jones (128-182), 1987-88

THREE-POINT FIELD GOALS

90, Kenny Warren, 1992-93

THREE-POINT FIELD GOALS ATTEMPTED

228, Alex Johnson, 2010-11

THREE-POINT FIELD GOAL PERCENTAGE (min. 25 made)

.532, Karl Finley (42-79), 1986-87

MADE FREE THROWS

252, Kebu Stewart, 1996-97

FREE THROWS ATTEMPTED

354, Kebu Stewart, 1996-97

FREE THROW PERCENTAGE (min. 10 made)

.888, Frank Denucci, (71-80), 1977-78

REBOUNDS

442, Kebu Stewart, 1996-97

ASSISTS

195, Wade Green, 1989-90

STEALS

90, Fred Nichols, 2003-04

BLOCKED SHOTS

57, Jamal Livingston, 19-99

57, Terri Miller, 2002-03

INDIVIDUAL SINGLE GAME RECORDS

DIVISION I

POINTS

33, Issiah Grayson, vs. New Mexico State, 3/14/14

FIELD GOALS

14, Stephon Carter, vs. Portland State, 12/14/10

FIELD GOALS ATTEMPTED

24, Issiah Grayson, vs. New Mexico State, 3/14/14

FIELD GOAL PERCENTAGE (min. 8 made)

.909 Trent Blakely (10-11), vs. Univ. of San Diego, 12/1/08

THREE-POINT FIELD GOALS MADE

7, 6x, most recently:

Javonte Maynor, vs. Idaho State, 11/23/13

THREE-POINT FIELD GOALS ATTEMPTED

19, Alex Johnson vs. Longwood, 2/19/11

THREE-POINT FIELD GOAL PERCENTAGE (min. 6 made)

1.000, Trent Blakely (6-6), vs. Univ. of San Diego, 12/1/08

MADE FREE THROWS

14, Issiah Grayson, vs. Chicago State, 3/13/14

14, Stephon Carter, vs. Cal Poly, 12/31/09

FREE THROWS ATTEMPTED

16, Stephon Carter, vs. Loyola Marymount, 1/3/10

16, Stephon Carter, vs. Cal Poly, 12/31/09

FREE THROW PERCENTAGE (min. 9 made)

100 (12-12), Stephon Carter vs. La Verna, 12/15/12

REBOUNDS

21, Santwon Latunde, vs. Loyola Marymount, 1/3/10

ASSISTS

11, Issiah Grayson, vs. Nebraska-Omaha, 2/25/12

11, Issiah Grayson, vs. Cal Poly, 2/4/12

STEALS

6, Stephon Carter, at Texas-Pan American, 2/14/13

6, Stephon Carter, at Oregon State, 12/6/09

BLOCKED SHOTS

6, Stefon Johnson, vs. Idaho State, 11/23/13

DIVISION II

POINTS

40, Kenny Warren, vs. Grand Canyon, 3/12/93

FIELD GOALS

16, Frank Denucci vs. Azusa Pacific, 1/10/78

FIELD GOALS ATTEMPTED

27, Ron Selleaze, at UC Davis, 2/19/2000

FIELD GOAL PERCENTAGE (min. 8 made)

1.000 Don Herick (10-10), vs. Seattle Pacific, 12/15/80

1.000 Pierre Janvier (10-10) vs. New York Tech, 1/2/80

THREE-POINT FIELD GOALS

11, Kenny Warren, vs. Grand Canyon, 3/12/93

THREE-POINT FIELD GOALS ATTEMPTED

19, Alex Johnson vs. Longwood, 2/19/11

THREE-POINT FIELD GOAL PERCENTAGE (min. 6 made)

1.000, Trent Blakely (6-6), vs. Univ. of San Diego, 12/1/08

MADE FREE THROWS

15, Ray Burriss vs. Sacramento State, 12/8/89

FREE THROWS ATTEMPTED

19, Kebu Stewart vs. CS San Bernardino, 2/20/97

FREE THROW PERCENTAGE (min. 10 made)

100 (14-14), Kebu Stewart at CS Hayward, 11/21/95

100 (12-12), Stephon Carter vs. La Verna, 12/15/12

100 (10-10), Tim Barnes vs. Chico State, 1/28/06

100 (10-10), Fred Nichols at Sonoma State, 1/10/03

100 (10-10), Ron Selleaze at CS Dominguez Hills, 12/17/99

REBOUNDS

21, Santwon Latunde vs. Loyola Marymount, 1/3/10

21, Toshiro Germany vs. Fresno Pacific, 12/28/98

21, Kebu Stewart vs. CS San Bernardino, 2/20/97

21, Kebu Stewart vs. Northern Kentucky, 3/20/97

ASSISTS

17, Vance Walberg vs. Azusa Pacific, 1/10/78

STEALS

7, Ramel Curry at San Francisco State, 1/4/02

BLOCKED SHOTS

6, Stefon Johnson, vs. Idaho State, 11/23/13

6, Terri Miller at UC Davis, 2/21/03

6, Jamal Livingston vs. Evergreen State, 12/18/99

6, Kebu Stewart vs. Quincy University, 11/26/96